


ARIZONA  SONORA DESERT MUSEUM
ART INSTITUTE
Conservation through Art Education

Fall 2010 / Spring 2011
Catalog of Classes



Featuring classes for artists of all skill levels

Staff and Contact Information

Susan T. Fisher,
Director, Art Institute
 Lora Collins,
Administrative Assistant

Art Institute classrooms are located in the Baldwin Education Building 2021 N. Kinney Road Tucson, AZ 85743
 Website: www.desertmuseum.org/arts
 e-mail: arts@desertmuseum.org
 Phone: (520) 883-3024
 Fax: (520) 883-3043

Desert Museum Membership Information: (520) 883-3054

2009-2010 Board of Trustees

Michael C. Baldwin
 Thomas G. Bell, DVM, Ph.D.
 Francis J. Boyle, *Secretary*
 Archibald M. Brown, Jr., *Vice Chair*
 Carla A. Consoli
 Patricia A. Engels, *Chair*
 Sharon B. Foltz
 Robert Huber
 Robert C. Koch
 Sophia Kaluzniacki, DVM
 William H. Lomicka,
Immediate Past Chair
 Francisco E. Molina, Ph.D.
 James Ronstadt
 John P. Schaefer, Ph.D.
 David Smallhouse, *Treasurer*
 William Wallace, DVM
 Chandler D. Warden
 Elizabeth T. Woodin
 Jane Andrews Hedden, PhD
Docent Representative



*The Mission of the ARIZONA-SONORA
 DESERT MUSEUM is to inspire people to live in
 harmony with the natural world by fostering love,
 appreciation and understanding of the Sonoran Desert.*

*The ART INSTITUTE AT THE ARIZONA-
 SONORA DESERT MUSEUM promotes conservation
 of the Sonoran Desert region through art classes,
 art exhibits and stewardship of the Museum art
 collection for area residents and visitors from around
 the globe.*

*Welcome to the Art Institute at the Arizona-
 Sonora Desert Museum. We offer you quality education
 in an unparalleled setting. You are certain to enjoy the
 classes detailed within these pages and the opportunity
 to develop or hone your artistic skills while you enhance
 your connection to the desert and its inhabitants.*

Table of Contents

Nature Illustration Certificate Program Overview page 2

Schedule of Courses pages 3-7

Art Classes pages 8-20

Photography Classes pages 21-26

Workshops pages 27-39

Ironwood Gallery Exhibits page 40

Baldwin Education Building Exhibits page 41

Instructor Biographies pages 42-43

Art Institute Policies and Procedures page 44

Registration Form Inside Back Cover





Nature Illustration Certificate Program

Discover your talent as an artist or draw for fun, while you enjoy the surroundings at the Arizona-Sonora Desert Museum. The Art Institute offers individual classes as well as a certificate of completion program in nature illustration. The unique backdrop of the Museum becomes your classroom while you learn to draw birds, mammals, insects and botanicals. You can also participate in a wide variety of classes and workshops

including oil painting, field sketching, watercolor and photography.

Experienced, professional artists will provide individual instruction in the classroom setting located in the Baldwin Education Building at the Arizona-Sonora Desert Museum. Whether you sample a few classes or complete the certificate program, you will increase your appreciation and knowledge of the desert.

Required Courses

The following 12 courses are required if you wish to receive a Certificate of Completion in Nature Illustration. The recommended sequence of courses is listed below. This succession is appropriate for both the certificate and non-certificate student. Classes can also be taken in the order determined by their prerequisites. Courses consist of exercises, critiques, demonstrations and homework assignments. A list of supplies for each course will be sent with your class confirmation.

- Pencil I*
- Pencil II*
- Color Mixing*
- Composition*
- Light on Form*
- Watercolor I*
- Watercolor II*
- Colored Pencil I*
- Colored Pencil II*
- Pen & Ink I*
- Pen & Ink II*
- Anatomy or Botany**

*class of student's choice

Elective Courses

Elective courses serve a variety of purposes. They are all designed to increase the participant's knowledge, ability and experience in nature illustration. In addition to the 12 required courses, you must take at least 100 hours of elective classes. The number of elective classes offered in any one year may vary. Workshops and classes that count toward the Nature Illustration Certificate are noted as **Certificate Elective Courses** in the catalog. Photography courses are not a part of the Nature Illustration Certificate Program and are considered **Non-Certificate Electives**.

Portfolio Review

Upon completion of all coursework, you will be ready for the portfolio review. Call the Art Institute Director for more information (520) 883-3082 or go online to www.desertmuseum.org/arts.

The Nature Illustration Program must be completed in its entirety in order to receive a Certificate. Eighty percent of a class must be attended in order to receive credit for that class. You have seven years to complete the certificate program.

Fall 2010 Session One

CLASS/INSTRUCTOR	DAYS/TIMES	DATES	MEDIUM	PAGE
Introduction to Digital Photography				
Dick Lutgen	3 Saturdays 10 am - 4 pm	October 2, 9, 16	Photography	21
Drawing Basics				
Janie Gildow	5 Mondays 9 am - noon	October 4, 11, 18, 25 November 1	Graphite	8
Colored Pencil 1				
Janie Gildow	5 Mondays 1 - 4 pm	October 4, 11, 18, 25 November 1	Colored Pencil	11
Color Mixing for Artists				
Susan T. Fisher	5 Tuesdays 9 am - noon	October 5, 12, 19, 26 November 2	Mixed Media	13
Botanical Illustration in Colored Pencil				
Margaret Pope	5 Thursdays 9 am - noon	October 7, 14, 21, 28 November 4	Colored Pencil	15
Travel Photography in a Digital World				
Robert Renfrow	Sunday 10 am - 4 pm	October 17	Photography	21
How to Take Great Photographs with Any Camera				
Jay Pierstorff	2 Saturdays 10 am - 4 pm	October 23 & 30	Photography	22

Fall 2010 Session Two

CLASS/INSTRUCTOR	DAYS/TIMES	DATES	MEDIUM	PAGE
Watercolor Basics for the Timid and Terrified				
Susan Morris	5 Mondays 9 am - noon	November 8, 15, 29 December 6, 13	Watercolor	9
Pencil I				
Susan T. Fisher	5 Tuesdays 9 am - noon	November 9, 16, 30 December 7, 14	Graphite	10
Introduction to Photoshop Elements 8				
Jay Pierstorff	5 Tuesdays 1 - 4 pm	November 9, 16, 30 December 7, 14	Photography	23
Colored Pencil and Pastel				
Janie Gildow	5 Thursdays 9 am - noon	November 11, 18 December 2, 9, 16	Colored Pencil and Pastel	16
Colored Pencil: Beetles, Shells, Eyes & Other Shiny Stuff				
Janie Gildow	5 Thursdays 1 - 4 pm	November 11, 18 December 2, 9, 16	Colored Pencil	17

A Photography Workshop with Dr. John P. Schaefer

Dr. John P. Schaefer	Saturday 10 am - 4 pm	November 13	Photography	24
----------------------	--------------------------	-------------	-------------	----

Behind the Scenes Photowalk at the Desert Museum

Jay Pierstorff	Friday 10 am-4pm Saturday 7:30 - 12:30	December 3 & 4	Photography	25
----------------	---	----------------	-------------	----

Fall 2010 Workshops

CLASS/INSTRUCTOR	DAYS/TIMES	DATES	MEDIUM	PAGE
------------------	------------	-------	--------	------

Mixed Media Printmaking

Christopher Morgan	Fri., Sat., Sun 10 am - 4 pm	October 29, 30, 31	Printmaking	29
--------------------	---------------------------------	--------------------	-------------	----

Animals in Art: The Raptors of Arizona

Susan T. Fisher	Fri., Sat., Sun 10 am - 4 pm	November 5, 6, 7	Graphite	28
-----------------	---------------------------------	------------------	----------	----

Quick Draw

Rick Wheeler	Fri., Sat., Sun 10 am - 4 pm	November 19, 20, 21	Graphite	30
--------------	---------------------------------	---------------------	----------	----

Saguaros: Giants of the Desert

Catherine Nash	Friday 10 am - 4 pm	December 3	Graphite	31
----------------	------------------------	------------	----------	----

Animal Sketching at the Desert Museum

Catherine Nash	Fri., Sat., Sun 10 am - 4 pm	December 10, 11, 12	Graphite	32
----------------	---------------------------------	---------------------	----------	----

Scanography & Digital Printmaking

Dr. Stephen Buchmann	Fri., Sat., Sun 10 am - 4 pm	December 10, 11, 12	Digital Imagery	27
----------------------	---------------------------------	---------------------	-----------------	----

Spring 2011 Session One

CLASS/INSTRUCTOR	DAYS/TIMES	DATES	MEDIUM	PAGE
------------------	------------	-------	--------	------

Drawing Basics

Janie Gildow	5 Mondays 9 am - noon	Jan 3, 10, 17, 24, 31	Graphite	8
--------------	--------------------------	-----------------------	----------	---

Colored Pencil I

Janie Gildow	5 Mondays 1 - 4 pm	Jan 3, 10, 17, 24, 31	Colored Pencil	11
--------------	-----------------------	-----------------------	----------------	----

Pen & Ink I

Linda Feltner	5 Tuesdays 9 am - noon	January 4, 11, 18, 25 February 1	Pen & Ink	14
---------------	---------------------------	-------------------------------------	-----------	----

Watercolor I

Linda Feltner	5 Tuesdays 1 - 4 pm	January 4, 11, 18, 25 February 1	Watercolor	13
---------------	------------------------	-------------------------------------	------------	----

Composition

Susan T. Fisher	5 Thursdays 9 am - noon	January 6, 13, 20, 27 February 3	Mixed Media	14
-----------------	----------------------------	-------------------------------------	-------------	----

Introduction to Digital Photography

Dick Lutgen	3 Saturdays 10 am - 4 pm	January 8, 15, 22	Photography	21
-------------	-----------------------------	-------------------	-------------	----

Camera Phone Photography at the Desert Museum

Jay Pierstorff	Sunday 10 am - 4 pm	January 9	Photography	26
----------------	------------------------	-----------	-------------	----

How to Take Great Photographs with Any Camera

Jay Pierstorff	2 Saturdays 10 am - 4 pm	January 29 February 5	Photography	22
----------------	-----------------------------	--------------------------	-------------	----

Spring 2011 Session Two

CLASS/INSTRUCTOR	DAYS/TIMES	DATES	MEDIUM	PAGE
------------------	------------	-------	--------	------

Colored Pencil II

Janie Gildow	5 Tuesdays 9 am - noon	February 8, 15, 22 March 1, 8	Colored Pencil	12
--------------	---------------------------	----------------------------------	----------------	----

Colors of the Desert in Colored Pencil

Janie Gildow	5 Tuesdays 1 - 4 pm	February 8, 15, 22 March 1, 8	Colored Pencil	17
--------------	------------------------	----------------------------------	----------------	----

Basic Botany for the Nature Artist

Margaret Pope	5 Wednesdays 1 - 4 pm	February 9, 16, 23 March 2, 9	Graphite	15
---------------	--------------------------	----------------------------------	----------	----

Pencil I

Susan T. Fisher	5 Thursdays 9 am - noon	February 10, 17, 24 March 3, 10	Graphite	10
-----------------	----------------------------	------------------------------------	----------	----

Scratchboard & Watercolor: Combine Drawing with Painting

Rick Wheeler	5 Thursdays 1 - 4 pm	February 10, 17, 24 March 3, 10	Scratchboard and Watercolor	18
--------------	-------------------------	------------------------------------	--------------------------------	----

A Photowalk That is for the Birds

Jay Pierstorff	Sat. 10 am-4pm Sat. 7:30am -12:30	February 12 February 19	Photography	25
----------------	--------------------------------------	----------------------------	-------------	----

Commanding Camera Composition

Robert Renfrow	Saturday 1 - 4 pm	February 19	Photography	26
----------------	----------------------	-------------	-------------	----

Getting to Know the Watercolor Pencil

Linda Feltner	Monday 9 am - 3 pm	February 21	Watercolor Pencil	9
---------------	-----------------------	-------------	-------------------	---

Spring 2011 Session Three

CLASS/INSTRUCTOR	DAYS/TIMES	DATES	MEDIUM	PAGE
Photographing Nature at the Desert Museum				
Jay Pierstorff	3 Saturdays 10 am - 4 pm	March 12, 19, 26	Photography	22
Colored Pencil and Watercolor				
Janie Gildow	5 Mondays 9 am - noon	March 14, 21, 28 April 4, 11	Colored Pencil & Watercolor	16
Pencil II				
Susan Morris	5 Mondays 1 - 4 pm	March 14, 21, 28 April 4, 11	Graphite	12
Introduction to Photoshop Elements 8				
Jay Pierstorff	5 Tuesdays 1 - 4 pm	March 15, 22, 29 April 5, 12	Photography	23
Pencil III				
Linda Feltner	5 Thursdays 9 am - noon	March 17, 24, 31 April 7, 14	Graphite	19
Drawing Plants for a Florilegium				
Margaret Pope	5 Thursdays 1 - 4 pm	March 17, 24, 31 April 7, 14	Mixed Media	20
A Photography Workshop with Dr. John P. Schaefer				
Dr. John P. Schaefer	Saturday 10 am - 4 pm	April 9	Photography	24

Spring 2011 Workshops

CLASS/INSTRUCTOR	DAYS/TIMES	DATES	MEDIUM	PAGE
Creating Nature Art in Miniature				
Wes Siegrist and Rachelle Siegrist	Fri., Sat., Sun. 10 am - 4 pm	January 14, 15, 16	Watercolor	33
Reptiles and Amphibians in Watercolor				
Rachel Ivanyi	Fri., Sat., Sun. 10 am - 4 pm	January 21, 22, 23	Watercolor	34
Mixed Media Plein Air in the Desert				
Catherine Nash	Saturday & Sunday 10 am - 4 pm	January 29 & 30	Mixed Media	32
Introduction to Sculpture with Nicholas Wilson				
Nicholas Wilson	Fri., Sat., Sun. 10 am - 4 pm	February 4, 5, 6	Sculpture	35
Colored Pencil on Mylar				
Janie Gildow	Fri., Sat., Sun. 9 am - 3 pm	February 11, 12, 13	Colored Pencil	37

Sonoran Desert Birds				
Linda Feltner	Fri., Sat., Sun. 10 am - 4 pm	February 18, 19, 20	Mixed Media	36
Quick Draw				
Rick Wheeler	Fri., Sat., Sun. 10 am - 4 pm	February 25, 26, 27	Graphite	30
Relief Printmaking				
Christopher Morgan	Fri., Sat., Sun. 10 am - 4 pm	March 4, 5, 6	Printmaking	29
Botanical Painting on Vellum				
Kate Nessler	Fri., Sat., Sun. 10 am - 4 pm	March 4, 5, 6	Watercolor	38
Zeroing in on the Details				
Linda Feltner	Fri., Sat., Sun. 10 am - 4 pm	March 11, 12, 13	Mixed Media	36
Flower Portraits in Pastel				
Susan T. Fisher	Fri., Sat., Sun. 10 am - 4 pm	March 18, 19, 20	Pastel	37
Painting Light in Nature with P. A. Nisbet				
Peter Nisbet	Fri., Sat., Sun. 10 am - 4 pm	March 25, 26, 27	Oil	38
Scanography & Digital Printmaking				
Dr. Stephen Buchmann	Fri., Sat., Sun. 10 am - 4 pm	April 1, 2, 3	Digital Imagery	27
Drawing Desert Spring Wildflowers in the Field				
Catherine Nash	Saturday & Sunday 10 am - 4 pm	April 9 & 10	Mixed Media	39



Drawing Basics

Did you stop drawing years ago? Do you think you can't draw? This is the class for you. Review or start anew with the basics of drawing. Professional instruction and lots of examples will emphasize the joy of drawing from nature. Learn warm-up exercises that give you permission to explore the pencil line on paper. Find out how easy it is to do gesture drawings and how they improve your skills. Experience the sensation of drawing without looking at the paper and see the progress this exercise brings to your work. Become aware of the possibilities these methods offer. You will enjoy them for the rest of your artistic career. Discover your inner artist in a safe, non-competitive atmosphere.

Non-certificate elective

PREREQUISITE: none

INSTRUCTOR: **Janie Gildow**

FEE: \$145 museum members
\$185 nonmembers

DATES: 5 Mondays from 9 a.m. to noon
Oct. 4, 11, 18, 25 and Nov. 1, 2010

OR...

DATES: 5 Mondays from 9 a.m. to noon
Jan. 3, 10, 17, 24 and 31, 2011



Watercolor Basics for the Timid & Terrified



This is a great introductory class to help take the fear and anxiety out of watercolor. Learn about the history of watercolor and the tools used. Get familiar with the brushes, the paints, and the paper. Explore basic techniques through simple exercises and get comfortable with this versatile medium. Have a first encounter with color theory and mixing. Gain confidence in a friendly atmosphere with weekly demonstrations and lots of personal attention...preparing you to "Tame the Beast."

Non-certificate elective

INSTRUCTOR: **Susan Morris**

PREREQUISITES: none

FEE: \$145 museum members
\$185 nonmembers

DATES: 5 Mondays from 9 a.m. to noon
Nov. 8, 15, 29, Dec. 6 and 13, 2010
Class will not meet on November 22



Susan Morris

Getting to Know the Watercolor Pencil



Combining both worlds of drawing and painting, we shall explore the versatility of watercolor pencils. Washes of color provide a rich dimension to drawings. Sketches become expressive and vibrant; details obtain depth and intensity. We will have fun investigating a medium that has grown in popularity with nature journaling and sketching.

Non-certificate elective

PREREQUISITES: none

INSTRUCTOR: **Linda Feltner**


FEE: \$50 museum members
\$90 nonmembers

DATE: Monday from 9 a.m. to 3 p.m.
February 21, 2011

Pencil I

Begin your adventure in the Nature Illustration Program with this first class in the series leading to a Certificate of Completion. Come just for the fun of drawing or begin to pursue a certificate. Take this opportunity to study with skilled instructors who will point the way to new creative endeavors. Start with helpful discussions about line, shape and form. Follow up with instructor demonstrations and finish with plenty of exercises to give you a solid foundation in using graphite pencil. Artifacts from the Desert Museum collection will keep you focused on the beginning steps of drawing.

PREREQUISITE:	none
INSTRUCTOR:	Susan T. Fisher
FEE:	\$145 museum members \$185 nonmembers
DATES:	5 Tuesdays from 9 a.m. to noon Nov. 9, 16, 30, Dec. 7 and 14, 2010 <i>Class will not meet on November 23</i>
	OR...
DATES:	5 Thursdays from 9 a.m. to noon Feb. 10, 17, 24, Mar. 3 and 10, 2011




Jennie Norris

Colored Pencil I

Colored pencils are the perfect partners for outdoor sketching and the ultimate tools for creating the refined work of an indoor artist. Start by putting a few colors to paper and surprise yourself with the large number of values and mixtures you can create. If you like being in control, this is your medium. Easy-to-follow instructions and insightful demonstrations will open the door to future mastery with colored pencils. Start with exercises and small drawings that will let you take charge in a modern medium.

PREREQUISITE:	none
INSTRUCTOR:	Janie Gildow
FEE:	\$145 museum members \$185 nonmembers
DATES:	5 Mondays from 1 to 4 p.m. Oct. 4, 11, 18, 25, and Nov. 1, 2010
	OR...
DATES:	5 Mondays from 1 to 4 p.m. Jan. 3, 10, 17, 24 and 31, 2011



Janie Gildow

Pencil III


Continue your drawing explorations in graphite pencil. Review and practice those techniques offered in *Pencil I*. Now that you have some experience, this class will provide the opportunity to hone those skills and manipulate the various methods of application. Work with the expressive possibilities of the graphite pencil in a composition of natural objects from the Desert Museum collection. Instruction by an experienced artist will include useful exercises to spark your creativity and interest while you pursue various options for fine tuning the quality of your own artwork.

PREREQUISITE: *Pencil I*

INSTRUCTOR: **Susan Morris**

FEE: \$145 museum members
\$185 nonmembers

DATES: 5 Mondays from 1 to 4 p.m.
Mar. 14, 21, 28, Apr. 4 and 11, 2011



Susan Morris

Colored Pencil III

Discover the possibilities now that you have the skills. Use this opportunity to apply the basic techniques from *Colored Pencil I* to a variety of subjects from nature. Watch instructor demonstrations, then practice the techniques in applications geared to show you where to begin, how to end and all those steps in between. You will increase your proficiency in the colored pencil medium to obtain polished results by learning practical uses for techniques you already know.

PREREQUISITES: *Colored Pencil I*

INSTRUCTOR: **Janie Gildow**

FEE: \$145 museum members
\$185 nonmembers

DATES: 5 Tuesdays from 9 a.m. to noon
Feb. 8, 15, 22, Mar. 1 and 8, 2011

Color Mixing for Artists

Get color confidence. Learn a system for combining colors consistently so you won't have to settle for the ones you end up with through trial and error. Lots of exercises, discussions and demonstrations will show you how to achieve the broadest possible spectrum. You'll find answers to many of your questions as we discuss the various properties of paint. Familiarize yourself with the code to quality paints and choose pigments that will not fade. Although we will use watercolors in class, the principles of this instruction also apply to acrylics, gouache, inks, oil paint, casein and egg tempera. Leave this class with color swatches you will find useful throughout your artistic career.

PREREQUISITE: none

INSTRUCTOR: **Susan T. Fisher**

FEE: \$145 museum members
\$185 nonmembers

DATES: 5 Tuesdays from 9 a.m. to noon
Oct. 5, 12, 19, 26 and Nov. 2, 2010

Watercolor I

Learn the basics of watercolor and find out why it remains the traditional medium for depicting nature. Start with an easy wash technique along with some variations for using it creatively. Make friends with a watercolor brush and practice the art of hard and soft edges. Find out how small value and color studies can help solve composition problems before you start work on a larger illustration. You'll get lots of personal attention plus handouts and demonstrations to help you progress with confidence.

PREREQUISITES: *Pencil I* and *Color Mixing*

INSTRUCTOR: **Linda Feltner**

FEE: \$145 museum members
\$185 nonmembers

DATES: 5 Tuesdays from 1 to 4 p.m.
Jan. 4, 11, 18, 25 and Feb. 1, 2011



Linda Feltner

Pen & Ink I

Get it down in black and white. The pen has long been the preferred tool for accurate depictions of any subject. This pen and ink class will begin with the basic techniques of ink application and progress to methods of application in a finished drawing. Learning to do pen and ink work increases an artist's ability to understand all forms of drawing. Instructor demonstrations, exercises and individual attention will get you going and bring out your creative expression for personal pleasure or scientifically-accurate drawing.

PREREQUISITE:

Pencil I or equivalent experience

INSTRUCTOR: **Linda Feltner**

FEE: \$145 museum members
\$185 nonmembers

DATES: 5 Tuesdays from 9 a.m. to noon
Jan. 4, 11, 18, 25 and Feb. 1, 2011



Linda Feltner

Composition

Amplify your ability to plan your next painting or photograph so your work stands out from the crowd. Enjoy this opportunity to unlock the mystery of composition in fine art. Indulge your artist's eye as you browse through PowerPoint images of well-known paintings. Diagram fine art and become familiar with the various parts that make up the whole. Acquire the tools to enhance your own artistic expression. Class exercises will encourage you to analyze line, shape, value, color and structure. It is fun to diagram paintings and empowering to know how to plan your next piece.

PREREQUISITE: none

INSTRUCTOR: **Susan T. Fisher**

FEE: \$145 museum members
\$185 nonmembers

DATES: 5 Thursdays from 9 a.m. to noon
Jan. 6, 13, 20, 27 and Feb. 3, 2011

Basic Botany for the Nature Artist



Here is a botany class you can love. Study botany from an artist's point of view. Get a close-up look at flower and plant parts. Dissect blossoms and draw the variety of these intricate shapes while you create your own flower journal. Give yourself a greater understanding of plants so you can create realistic drawings with insight and knowledge which is bound to increase your pleasure for drawing. You'll get individual attention from a devoted botanical artist to make this an informative adventure.

PREREQUISITE: *Pencil I*

INSTRUCTOR: **Margaret Pope**

FEE: \$145 museum members
\$185 nonmembers

DATES: 5 Wednesdays from 1 to 4 p.m.
Feb. 9, 16, 23, Mar. 2 and 9, 2011

Botanical Illustration in Colored Pencil



Fine tune your botanical illustrations. The satisfying combination of accurate drawing and vibrant color pencil application makes botanical drawings a pleasure. Begin by carefully observing plants as the instructor guides participants in what to look for and how to draw it. The drawing exercises will increase both skill and observation techniques. Students will gain a new appreciation for the combination of art and science as they practice traditional botanical illustration.

Certificate elective


PREREQUISITES:

Pencil I and *Colored Pencil I*

INSTRUCTOR: **Margaret Pope**

FEE: \$145 museum members
\$185 nonmembers

DATES: 5 Thursdays from 9 a.m. to noon
Oct. 7, 14, 21, 28 and Nov. 4, 2010



John Lindley, PhD

Colored Pencil: A Mixed Media Approach

Colored Pencil and Pastel

This marriage of pencil and pastel makes it possible for you to work faster. Enhance the power of the colored pencil with soft pastel. Create brilliant color and an extensive range of values not possible with colored pencil alone. Work on white paper, colored paper, or on black—with exciting results. No former experience with pastels is necessary. In this class, you'll learn all the tricks and techniques you need to know.


Certificate elective

PREREQUISITE: *Colored Pencil I*

INSTRUCTOR: **Janie Gildow**

FEE: \$145 museum members
\$185 nonmembers

DATES: 5 Thursdays from 9 a.m. to noon
Nov. 11, 18, Dec. 2, 9 and 16, 2010
Class will not meet on November 25



Janie Gildow

Colored Pencil and Watercolor

Here is an enticing mixed media approach to enhance your colored pencil work. Watercolor is a great addition to your creative colored pencil pursuits that will increase the rich look of colors quickly. This class will show you how to achieve effects not possible with either medium alone. You'll use watercolor as a means to an end—not as the end itself. Excellent demos, examples, and easy step-by-step exercises make this a class you won't want to miss.

Certificate elective

PREREQUISITES:
colored pencil and watercolor experience

INSTRUCTOR: **Janie Gildow**

FEE: \$145 museum members
\$185 nonmembers

DATES: 5 Mondays from 9 a.m. to noon
Mar. 14, 21, 28, Apr. 4 and 11, 2011

Colored Pencil: Beetles, Shells, Eyes & Other Shiny Stuff

Turn on the shine with colored pencils! You really can create the polished look in a plethora of shiny surfaces and this class shows you how. There will be plenty of fun exercises to help you get shine when and where you want it. Individual attention and expert demonstrations will guide you toward perfecting those brilliant surfaces you thought were difficult to achieve. Participants will master techniques to create shine, luster, sheen and water droplets using colored pencils.


Certificate elective

PREREQUISITE: *Colored Pencil I*

INSTRUCTOR: **Janie Gildow**

FEE: \$145 museum members
\$185 nonmembers

DATES: 5 Thursdays from 1 to 4 p.m.
Nov. 11, 18, Dec. 2, 9 and 16, 2010
Class will not meet on November 25



Priscilla Baldwin

Colors of the Desert in Colored Pencil

Soft mauve, smoke blue, sage green, gold ochre, terra cotta, burnt carmine: you'll find them all—and many more—as you begin to see and record the colors of the desert. Discover color combinations that will add dramatic emphasis to your work. Learn how to brighten up those light colors, how to turn those dark colors into convincing shadows and then combine them into a variety of weather effects. Work with a professional colored pencil artist who will show you how to create a glowing record of the Southwest with individual attention and helpful PowerPoint presentations.

Certificate elective

PREREQUISITE: *Colored Pencil I*

INSTRUCTOR: **Janie Gildow**

FEE: \$145 museum members
\$185 nonmembers

DATES: 5 Tuesdays from 1 to 4 p.m.
Feb. 8, 15, 22, Mar. 1 and 8, 2011

Scratchboard and Watercolor: Combine Drawing with Painting

Give your creativity a boost. Combine vibrant color and dramatic line in a unique pairing of artistic methods. The results are a satisfying expression that will raise the bar for all of your future artwork. Class begins with outdoor pencil sketching at the Desert Museum, or drawing from life in class. Students will transfer their drawing and then begin scratching the surface with a metal-point tool in order to create a variety of strokes. As the scratching of strokes progresses, ink is removed to reveal the white clay undercoat which can then be painted with watercolor. It is a fun and expressive way to learn about the dynamics of two-dimensional art and to enlarge your artistic vocabulary.

Certificate Elective

PREREQUISITE:

Pencil I and watercolor experience

INSTRUCTOR: **Rick Wheeler**

FEE: \$145 museum members
\$185 nonmembers

DATES: 5 Thursdays from 1 to 4 p.m.
Feb. 10, 17, 24, Mar. 3 and 10, 2011



Rick Wheeler

Pencil III

Love graphite? Enjoy the “foundation” medium of all artwork and get comfortable with the techniques from the *Pencil I* and *II* classes. Strengthen a line, explore form and practice the traditional use of value to enhance the quality of graphite drawings from so-so to superior. Grasp the notion of atmospheric perspective and put it to work in your drawings. Observe and draw subjects unique to the Sonoran Desert region while you augment graphite drawing skills. The graphite focus will not only reinforce the drawing skills required to represent texture, form, mood and depth; it will increase your competence in all media.

Certificate Elective

PREREQUISITES: *Pencil I* and *II*

INSTRUCTOR: **Linda Feltner**

FEE: \$145 museum members
\$185 nonmembers

DATES: 5 Thursdays from 9 a.m. to noon
Mar. 17, 24, 31, Apr. 7 and 14, 2011



Elaine Padovani

Drawing Plants for a Florilegium

Flo•ri•le•gi•um: from the Latin culling flowers, from *flori-* + *legere* to gather. Prince Charles has his Highgrove Florilegium, The Brooklyn Botanical Gardens has documented the plants growing in their gardens, and botanical artists in the Sonoran Desert region have begun a similar effort. Join this class and explore the conventions of botanical drawing. Then revisit your favorite plants through the lens of tradition and find out which characteristics plant portraits require for identification and posterity. Practice compositional elements that show your favorites to best advantage as you complete a botanical plate. You choose the medium of colored pencil, pen & ink, or graphite.

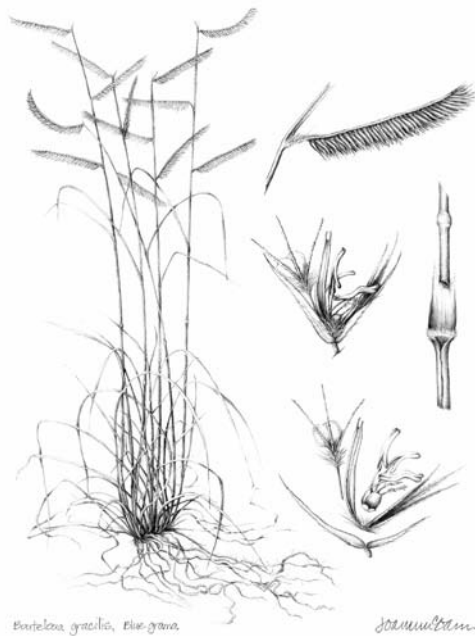
Certificate Elective

PREREQUISITES: *Pencil I* and *Pen & Ink I*

INSTRUCTOR: **Margaret Pope**

FEE: \$145 museum members
\$185 nonmembers

DATES: 5 Thursdays from 1 to 4 p.m.
Mar. 17, 24, 31, Apr. 7 and 14, 2011



Introduction to Digital Photography

Get to know your digital camera and find out how it can help you take great pictures. Personalized demonstrations, individual help and classroom discussion will focus on digital equipment and how to use it. Explore the basics of composition and photo techniques designed to enhance the art of photography. Best of all, digital photography promotes better images because you get immediate feedback on the picture you just took. This introductory class is the beginning of a great relationship between you and your digital camera.

Non-certificate elective

PREREQUISITE: none

INSTRUCTOR: **Dick Lutgen**

FEE: \$145 museum members
\$185 nonmembers

DATES: 3 Saturdays from 10 a.m. to 4 p.m.
October 2, 9 and 16, 2010

OR...

DATES: 3 Saturdays from 10 a.m. to 4 p.m.
January 8, 15 and 22, 2011

Travel Photography in a Digital World

Are you planning on taking a trip but want to know more about what camera to take? Do you already have a digital camera and would like to understand it better before you take off? Want to improve the quality of the pictures you take when you travel? Geared towards the novice digital photographer this one-day class is designed especially for you! Explore the pros and cons of the different types of digital cameras, point and shoot cameras and SLR cameras. Come back from your next trip with a "body of work" instead of a pile of snap shots!

Non-certificate elective

INSTRUCTOR: **Robert Renfrow**

FEE: \$50 museum members
\$90 nonmembers

DATES: Sunday from 10 a.m. to 4 p.m.
October 17, 2010



photo by Dick Lutgen

How to Take Great Photographs with Any Camera

Here's a class that focuses on techniques and not tools. All modern digital cameras are capable of producing properly exposed photographs automatically. Why do some pictures look better than others? It's not the camera, it's how you use it! Jay Pierstorff teaches you the tricks, tips and skills to improve photos, no matter what camera you own. Discover ways to shoot stunning landscapes. Learn how to photograph individuals, or family groups and how to pose people quickly and comfortably. This class will specialize in techniques that can be done with any camera from the simple point and shoot to modern digital single-lens reflex cameras. Your pictures will start looking better instantly!

Non-certificate elective

PREREQUISITE: none

INSTRUCTOR: **Jay Pierstorff**

FEE: \$100 museum members
\$140 nonmembers

DATES: 2 Saturdays from 10 a.m. to 4 p.m.
October 23 and 30, 2010

OR...

DATES: 2 Saturdays from 10 a.m. to 4 p.m.
Jan. 29 and Feb. 5, 2011

Photographing Nature at the Desert Museum

This is a two-for-one offer. You get instruction from a professional photographer and your instructor is a docent here at the Desert Museum. What a great combination for developing your photographic skills while you learn a bit more about the subjects that you photograph. Begin with some photography basics: the camera, its functions and accessories. Individual guidance, plenty of demonstrations from the instructor and lots of great subject material combine to make this an exciting adventure in photography here at the Desert Museum. Students will receive instruction in the classroom and then spend time out on the grounds of the museum taking pictures.

Non-certificate elective

PREREQUISITE: none

INSTRUCTOR: **Jay Pierstorff**

FEE: \$145 museum members
\$185 nonmembers

DATES: 3 Saturdays from 10 a.m. to 4 p.m.
Mar. 12, 19 and 26, 2011



photo by Jay Pierstorff

Introduction to Photoshop Elements 8



Are you a photographer working digitally or a painter who uses a digital camera for your work? Learn how to use Adobe Photoshop Elements 8, a low-cost yet powerful tool, to learn the basics of digital image processing. Practice how to remove color tints, use layers, select parts of one image to add to another (great for making reference photos to paint from), create restorations, clear complexions, add text and even how to paint using many of the interesting brushes found in Photoshop Elements. If you are ready to take the next step with your digital photographs, this "beginner friendly" class is for you.

Non-certificate elective

PREREQUISITE: Photoshop Elements installed on your laptop

INSTRUCTOR: **Jay Pierstorff**

FEE: \$145 museum members
\$185 nonmembers

DATES: 5 Tuesdays from 1 to 4 pm
Nov. 9, 16, 30, Dec. 7 and 14, 2010
Class will not meet on November 23

OR...

DATES: 5 Tuesdays from 1 to 4 pm
Mar. 15, 22, 29, Apr. 5 and 12, 2011



photo by Jay Pierstorff

A Photography Workshop with Dr. John P. Schaefer

Spend a day with Dr. Schaefer and learn his techniques for close-up photography. This well-known photographer will demonstrate and discuss his concepts of basic composition, isolation of the subject, focusing, depth of field, and exposure control. Revealing demonstrations will include the use of 35mm and medium-format cameras with macro lenses and/or extension tubes as well as view cameras. Bring your digital or film camera and a sturdy tripod (a necessity!). This course features an interactive lecture session followed by a field trip on the Desert Museum grounds.



photo by John P. Schaefer

Non-certificate elective

PREREQUISITE:
basic camera experience necessary

INSTRUCTOR: **Dr. John P. Schaefer**

FEE: \$50 museum members
\$90 nonmembers

DATE: Saturday from 10 a.m. to 4 p.m.
November 13, 2010

OR...

DATE: Saturday from 10 a.m. to 4 p.m.
April 9, 2011



Photowalks with a Keeper & a Photographer

Behind the Scenes Photo Walk at the Desert Museum

Increase your chances of getting that really great photograph! A professional photographer and a staff animal keeper work together to give you an extraordinary photo shoot class. Participants will be able to photograph Desert Museum animals in areas of the museum that are inaccessible to most museum visitors. In a classroom setting the instructor will guide you in the best lighting, equipment, tools and techniques to help you advance as a photographer. Once the class is over, students will post their photos, as a private group, on flickr, to receive helpful advice from the instructor.

Wear comfortable walking shoes. You may walk up to a mile each day. Space is limited so sign up early!

Non-certificate elective

PREREQUISITES:
working knowledge of your camera

INSTRUCTOR: **Jay Pierstorff**

FEE: \$130 museum members
\$170 nonmembers

DATES: Friday & Saturday
Dec. 3, 2010 from 10 a.m. to 4 p.m.
Dec. 4, 2010 from
7:30 a.m. to 12:30 p.m.



photo by Jay Pierstorff

A Photowalk That is for the Birds

Zoom in on your photo skills for feathered subjects. Begin with enlightening instruction on the basics of bird photography, lighting, equipment, tools and techniques. The outdoor portion of class will include a visit to Raptor Free Flight for an opportunity to photograph owls, ravens, or hawks as well as the Mixed Species Aviary for practice in photographing subjects a bit closer to the camera. On our second day of class, a Desert Museum animal keeper will join us in the Hummingbird Aviary where we will have exclusive time with the hummers before the museum opens to the general public. Once the class is over, students will post their photos, as a private group, on flickr, to receive helpful comments by the instructor.

For this class the best results will be from digital single lens reflex cameras (DSLR's), or cameras with "Superzoom" lenses.

Wear comfortable walking shoes. You may walk up to a mile each day. Space is limited so sign up early!

Non-certificate elective

PREREQUISITES:
working knowledge of your camera

INSTRUCTOR: **Jay Pierstorff**

FEE: \$130 museum members
\$170 nonmembers

DATES: 2 Saturdays
Feb. 12, 2011 from 10 a.m. to 4 p.m.
Feb. 19, 2011 from
7:30 a.m. to 12:30 p.m.

Camera Phone Photography



Get great pictures from your camera phone! Most modern cell phones have a built-in digital camera that can run circles around many digital cameras produced a few years ago. Join us for this fun, upbeat class using your camera phone and the desire to make creative images! Focus on the basics of composition and a clever pre-visualizing technique to get the shots you want. Learn simple lighting methods; ways to get more flattering people pictures; and increase your ability to use a cell phone camera effectively. A portion of class time will be used to demonstrate the use of a laptop computer to enhance photographs. Fee: \$99 museum members; \$139 nonmembers. You should know how to get your photos off your phone, either by email or using the removable memory card. You may bring a laptop to class.

Non-Certificate Elective

PREREQUISITE: none

INSTRUCTOR: **Jay Pierstorff**

FEE: \$50 museum members
\$90 nonmembers

DATE: Sunday from 10 a.m. to 4 p.m.
January 9, 2011

Commanding Camera Composition

Do you just want to learn how to improve the basic composition of your photographs without getting too wrapped up in all the technical details of the camera function? We will leave our cameras on automatic or program mode for this class and really concentrate on how to “line up” a good shot. Learn to use framing, scale, asymmetrical balance, patterns, point of view, reflections, the “rule of thirds” and other simple techniques to quickly and dramatically improve your photographs! You will be able to practice what you have learned in the classroom on the grounds of the Desert Museum with hands-on guidance from your instructor. This will be fun!

Non-certificate elective

PREREQUISITE: none

INSTRUCTOR: **Robert Renfrow**

FEE: \$30 museum members
\$70 nonmembers

DATE: Saturday from 1 to 4 p.m.
February 19, 2011



photo by Ronda Ballard

Scanography and Digital Printmaking

Get scanning and explore the macroscopic world around you. Participants will collect, prepare then scan found objects in nature brought to class. Think thin (leaves, feathers, insect wings, fruit slices, fish scales, etc.). We will use an extreme-resolution scanner to create archival prints using Ultrachrome inks on a 17-inch wide Epson 3800 inkjet printer. Examine small objects using a Leica Z6 microscope. Experience hyperfocal imaging. Depth-of-field “slices” will be software-stitched into all-in-focus digital photographs for archiving or printing. Professional guidance by a renowned scientist, author and scanning expert will provide instruction on working with scanner-acquired images and ink jet printing. Tips on getting good images from any flatbed scanner will be presented during class. Some familiarity with Adobe Photoshop encouraged but not required \$45 material fees payable to the instructor on the first day of class.

Non-certificate elective

PREREQUISITE: none

INSTRUCTOR: **Dr. Stephen Buchmann**

FEE: \$145 museum members
\$185 nonmembers

DATES: Friday, Saturday & Sunday from
10 a.m. to 4 p.m.
December 10, 11 and 12, 2010

OR...

DATES: Friday, Saturday & Sunday from
10 a.m. to 4 p.m.
April 1, 2 and 3, 2011



scan by Stephen Buchmann

Animals in Art: The Raptors of Arizona

This innovative course will give you an understanding of raptors in a way you never thought possible. Take the opportunity to get a closer look at raptors, observe a variety of postures and distinguish specific behaviors as well as patterns of flight. Transcribe what you see into field notes and sketches to record significant aspects as you develop 'thousand-hour eyes;' in other words, learn to see animals in a way that will increase your understanding of raptors and their connection to the environment. Enhance your own connection to the Sonoran Desert region.

*This class will fulfill the Nature Illustration Certificate **Anatomy** requirement.*



photo by John Chapman

Certificate elective

PREREQUISITE: *Pencil I* or equivalent

INSTRUCTOR: **Susan T. Fisher**

FEE: \$145 museum members
\$185 nonmembers

DATES: Friday, Saturday & Sunday from
10 a.m. to 4 p.m.
November 5, 6 and 7, 2010

Printmaking at the Desert Museum

Mixed Media Printmaking

Mixed-media printmaking is where intention and accident collide! See how your images can be transformed through different printing processes and combinations. Each technique will add another dimension and multiply the possibilities. Printmaking techniques that can be reproduced at home without a press will be emphasized: mono-type, multi-plate trace drawing, stencils, and relief printmaking. The class will include sketching on the Museum grounds, demonstrations in the morning, and building images in the afternoon.

Certificate elective

PREREQUISITE: none

INSTRUCTOR: **Christopher Morgan**

FEE: \$145 museum members
\$185 nonmembers

DATES: Friday, Saturday & Sunday from
10 a.m. to 4 p.m.
October 29, 30 and 31, 2010

Relief Printmaking

Relief printmaking continues today from lineage that began with the ancient Egyptians. Discover your own way of expressing yourself through this medium in this three day intensive. We will begin with the basics, explore different methods of creating images, cumulating in a color reduction relief print as well as a small scale print suite exchange. Students will have a choice of working with linoleum blocks or woodcuts. Be prepared to hit the ground running: bring your cutting tools, an image to work from, and your enthusiasm to the first class.

Certificate elective

PREREQUISITE: none

INSTRUCTOR: **Christopher Morgan**

FEE: \$145 museum members
\$185 nonmembers

DATES: Friday, Saturday & Sunday from
10 a.m. to 4 p.m.
March 4, 5 and 6, 2011



print by Christopher Morgan

Quick Draw

What is more appealing to both artists and non-artists alike than a simple, portable system for jotting those quick drawings down before the bus leaves? Learn easy ways to draw what you see and create a memory that will last you a lifetime. Quick drawings are ideal for travel, and the addition of some watercolors will enhance your sketches and expand your confidence. Yes, you can do this and have fun while you are at it. If you are not an artist, this class is for you. The non-threatening atmosphere and fun exercises are guaranteed to bring results. Not only that—the cost is minimal and the supplies can be tucked away in your pocket or purse. Whether you want to enhance your travel journal or just draw for pleasure, this class will revitalize your creativity and make your inner artist jump for joy. No drawing experience necessary.

Certificate elective

PREREQUISITE: none

INSTRUCTOR: **Rick Wheeler**

FEE: \$145 museum members
\$185 nonmembers

DATES: Friday, Saturday & Sunday from
10 a.m. to 4 p.m.
November 19, 20 and 21, 2010

OR...

DATES: Friday, Saturday & Sunday from
10 a.m. to 4 p.m.
February 25, 26 and 27, 2011



Rick Wheeler

Saguaros: Giants of the Desert

Introduce yourself to *Carnegie gigantea* and open up a whole new world of insight and drama. Explore these giants of the desert with on-ground tours from an expert at the Desert Museum as well as professional art instruction. Learn about the variety of animals that inhabit these majestic behemoths while you draw from dried blossoms, fruit and other related specimens that reveal an intricate desert web of life. Try your hand at sketching saguaros in their entirety on the grounds of the Desert Museum, then return to the classroom for solid drawing instruction and interesting lectures to give you the insight you need to appreciate the mighty saguaro.

Certificate elective

PREREQUISITE: drawing experience

INSTRUCTOR: **Catherine Nash**

FEE: \$50 museum members
\$90 nonmembers

DATE: Friday from 10 a.m. to 4 p.m.
December 3, 2010



Catherine Nash

Animal Sketching at the Desert Museum

Learn to draw desert animals and birds from life! No, they won't sit still! But the introductory study of animal skeletal and muscular structures will start the exciting journey of drawing from life. Become familiar with the basic shapes and structures that will lead to a greater understanding of animal form. Create a more informed drawing and enhance the drawing process along the way. Participants will learn to note behaviors and observe gestures and attitudes of movement, while learning to interpret the subject with a fluidity of mark making.

Certificate elective

PREREQUISITE: drawing experience

INSTRUCTOR: **Catherine Nash**

FEE: \$145 museum members
\$185 nonmembers

DATES: Friday, Saturday & Sunday
from 10 a.m. to 4 p.m.
December 10, 11 and 12, 2010



Catherine Nash

Mixed Media Plein Air in the Desert



Gain an immediacy of mark-making and a "no fear" approach to creating: mixing varied art media when you are painting and drawing enlivens and enriches your image. Catherine Nash will help you create a versatile and transportable art kit to carry when working out-of-doors and when you are traveling. Gain technical skill in layering watercolor, water and wax based colored pencils, conté crayons and more in a variety of ways as we draw the beauty of a stand of saguaros or green palo verde trees against the Tucson mountains. Experiment with an exciting and rich array of media as we focus on the extraordinary desert landscape as our subject.

Certificate elective

PREREQUISITE: none

INSTRUCTOR: **Catherine Nash**

FEE: \$100 museum members
\$140 nonmembers

DATES: Saturday & Sunday from
10 a.m. to 4 p.m.
January 29 and 30, 2011

Creating Nature Art in Miniature

Explore the enchanting world of miniature art with two of the nation's premiere miniaturists, Wes and Rachelle Siegrist. Watch them demonstrate techniques and try your hand at creating one of these diminutive gems of the art world. Learn about the guidelines contemporary miniature art shows and societies follow to preserve and promote working "in little." While all media are acceptable the instructors will be specializing in watercolor on a variety of surfaces.

The class will include a gallery walk by the Siegrists to discuss and field questions about their 50 paintings concurrently on exhibit at the ASDM as well as a Power Point presentation on the history and scope of miniature art today. Society exhibition catalogues will be displayed in the classroom to illustrate the variety of media, technique and styles acceptable in modern miniatures.

Certificate elective

PREREQUISITES: *Pencil I* and *Watercolor I*

INSTRUCTORS: **Wes & Rachelle Siegrist**

FEE: \$365 museum members
\$405 nonmembers

DATES: Friday, Saturday & Sunday from
10 a.m. to 4 p.m.
January 14, 15 and 16, 2011


**No refunds will be issued
after December 1, 2010**



Wes Siegrist

Reptiles and Amphibians in Watercolor

Join natural science illustrator Rachel Ivanyi in a workshop exploring the beauty of some of the Southwest's most dramatic, but perhaps, underappreciated wildlife—reptiles and amphibians. Develop watercolor sketches, while Rachel shares her techniques along with basic anatomy and correct posture tips. All skill levels are welcome as we work with a variety of live animals, including frogs and geckos.



Rachel Ivanyi

Certificate elective

PREREQUISITES:

Pencil I and *Watercolor I* or equivalent

INSTRUCTOR: **Rachel Ivanyi**

FEE: \$145 museum members
\$185 nonmembers

DATES: Friday, Saturday & Sunday from
10 a.m. to 4 p.m.
January 21, 22 and 23, 2011

Introduction to Sculpture with Nicholas Wilson

Nationally-acclaimed wildlife artist and Arizona resident, Nick Wilson, will share his skills during this introductory sculpture class. Learn the same techniques he used to create his 11½ ft sculpture “The Wildcat Family” for the University of Arizona campus. Build a model with oil clay on a wire armature as the first step to a finished work while you examine the principles of anatomy, form and texture. Nick will provide individual instruction on animal articulation, posture and details that will bring your sculpture to life. Students may select the animal subject of their choice providing they obtain adequate, detailed photos of animals in position. Otherwise, Nick will bring good photos of several animals from which students may choose.

Certificate elective

PREREQUISITE: none

INSTRUCTOR: **Nicholas Wilson**

FEE: \$325 museum members
\$365 nonmembers

DATES: Friday, Saturday & Sunday from
10 a.m. to 4 p.m.
February 4, 5 and 6, 2011



Sonoran Desert Birds

“Throughout history, birds have been the subjects of poetry and myth, celebrated as stirring creatures whose ability to soar in midair symbolizes freedom, power, and wonder.” —The Sibley Guide

Good nature illustration begins with a good foundation, so we will begin with some anatomy basics of Sonoran Desert bird species (non-raptors). Those physical characteristics show us the distinguishing forms and gestures in well-represented bird illustrations. We'll compare types of birds, their color and physical adaptations that allow them to survive and flourish in their habitat. Sketches, drawings and paintings combine to provide evidence of our journey to a deeper understanding of these poetic creatures. This class will be spent both indoors and in the flight aviaries of the Desert Museum.

Certificate elective

PREREQUISITE: *Pencil I*

INSTRUCTOR: **Linda Feltner**

FEE: \$145 museum members
\$185 nonmembers

DATES: Friday, Saturday & Sunday from
10 a.m. to 4 p.m.
February 18, 19 and 20, 2011

*This class will fulfill
the Nature Illustration
Certificate **Anatomy**
requirement.*

Zeroing in on Details

If you go straight for the details, you will love this class. Focus on the finer points of Sonoran subjects and learn to observe information that will enhance your work with realism. Then choose the techniques that suit the purpose in this multimedia class. There are a variety of specimens (animal, botanical or other) here at the Desert Museum to engage your interest as you pursue precision and have fun in the process. Microscopes will be one option available in the classroom. Receive individual help along with expert instruction to tackle those beaks, feet and other minute bits that you love to draw!

Certificate Elective

PREREQUISITES: *Pencil I* and *II*,
Colored Pencil I or *Watercolor I*

INSTRUCTOR: **Linda Feltner**

FEE: \$145 museum members
\$185 nonmembers

DATES: Friday, Saturday & Sunday from
10 a.m. to 4 p.m.
March 11, 12 and 13, 2011



photo by Ronda Ballard

Flower Portraits in Pastel

Pastels aren't those pale colors associated with black board chalk. They are the hands-on medium that connects you directly to your art. In fact pastels have a long history among artists who appreciate their versatility and ease of application. Begin with quick studies that create a roadmap to a finished piece; do exercises in color selection to increase your personal color vocabulary and learn how to make no-fear choices to a finished painting. Individual attention and instructor demonstrations will boost your confidence and your work.

Certificate elective

PREREQUISITE:
some pastel experience helpful

INSTRUCTOR: **Susan T. Fisher**

FEE: \$145 museum members
\$184 nonmembers

DATES: Friday, Saturday & Sunday from
10 a.m. to 4 p.m.
March 18, 19 and 20, 2011



Susan T. Fisher

Colored Pencil on Mylar

Work on a totally smooth surface. You'll be amazed at the results. Color is vivid, rich, and sumptuous and looks like velvet on this "plastic" vellum. The effects are totally different from colored pencil on fibrous paper. Learn how to develop a full range of values, build layers, and interchange background colors. It's a whole new world and different from anything you've experienced before!

Certificate elective

PREREQUISITE: *Colored Pencil I*

INSTRUCTOR: **Janie Gildow**

FEE: \$145 museum members
\$185 nonmembers

DATES: Friday, Saturday & Sunday from
9 a.m. to 3 p.m.
February 11, 12 and 13, 2011

Painting Light in Nature with P. A. Nisbet

Dynamic paintings are the goal of every artist. The focus of this class is the process of achieving a vibrant and compelling work. Values, shapes and color all work together to create the effects of light in paintings. Audio visual presentations will showcase the values in great paintings in order to see the techniques that master artists have used to make their work stand out. Learn to make the translation from black and white studies to a color language that speaks to the viewer. Participants will get a new way to think about light effects and how they can use them to increase their growth as artists. Some discussion about problems related to the use of photography will also be given consideration. Enjoy oil painting outdoors with an encouraging professional who wants to see you succeed. Class time will include audio visual presentations.

Certificate elective

PREREQUISITES: drawing and oil painting experience preferred

INSTRUCTOR: **Peter Nisbet**

FEE: \$295 museum members
\$335 nonmembers

DATES: Friday, Saturday & Sunday from
10 a.m. to 4 p.m.
March 25, 26 and 27, 2011

No refunds issued after Feb. 10



Kate Nessler

Master Class with Kate Nessler

Botanical Painting on Vellum



Participants in the Master Class will learn about vellum—its properties, possibilities, quirks and beauty—from unrolling a full skin to mounting finished art in the mat. This workshop will include demonstrations and detailed informational handouts. It provides general class instruction and intensive one-on-one individual instruction. Using each artist's own style while incorporating new techniques, we will work together to find our way across this challenging surface. Artists will work as a group sharing difficulties, discoveries and accomplishments; as individual artists, they will learn to work with confidence to expand and strengthen their own skills.

PREREQUISITES: *Watercolor I and II* or equivalent experience

INSTRUCTOR: **Kate Nessler**

FEE: \$295 museum members
\$335 nonmembers

DATES: Fri., Sat., Sun.,
10am – 4pm
March 4, 5, & 6, 2011

**No refunds will be issued
after February 1, 2011**

Drawing Desert Spring Wildflowers in the Field

Wonderful Wildflowers! Observe the beauty of our Sonoran Desert wildflowers through focused drawing and watercolor painting. Join us in sketching the delicacy of pink penstemon, golden brittle bush, deep blue lupine, and purple owl clovers. A lot of the class will take place, outdoors on the Museum grounds in order to take advantage of the gorgeous springtime weather. Create close up studies and learn how to use them as a colorful focal point in a landscape painting. Learn to draw the pattern of growth of each species and the characteristics of their unique flowers. You will get lots of individual attention from a master artist and a knowledgeable flower lover.



Certificate elective

PREREQUISITE: drawing experience

INSTRUCTOR: **Catherine Nash**

FEE: \$100 museum members
\$140 nonmembers

DATES: Saturday & Sunday 10 a.m. to 4 p.m.
April 9 and 10, 2011



Catherine Nash



Raptors of Arizona

Sept. 11 – Oct. 31, 2010

The thrill of seeing a bird of prey soaring overhead is not soon forgotten. These full-color prints by Richard Sloan from the book *Raptors of Arizona* seeks to enhance public awareness of these species, enticing viewers to go out and discover these birds in the wild and help ensure their presence in Arizona skies.

Southern Arizona Watercolor Guild

Nov. 6, 2010 – Jan. 2, 2011

The Southern Arizona Watercolor Guild is back for another exciting and popular show. This group always puts the emphasis on skill and creativity while showing you their latest and greatest works, all painted in a variety of water media.

Vanishing Circles

January 8 – April 24, 2011

Vanishing Circles is the flagship exhibit of the Arizona-Sonoran Desert Museum. These paintings feature those rare subjects, both plant and animal, who make the Sonoran Desert region their home.

Ironwood Gallery Exhibits at the Arizona-Sonora Desert Museum

Open daily from 10 am to 4 pm. Gallery is occasionally closed for special events. Phone ahead 883-3024. Exhibit schedule and hours are subject to change without notice.

Blossom II: The Art of Flowers

April 30 – June 26, 2011

In the world of floral art, there has not been a recent, major competition or exhibition equivalent to the blockbusters of other specialty subjects such as animals, birds, national parks or the West. Blossom—The Art of Flowers was conceived to fill this void and showcase the quality and diversity of the best work with a floral theme being produced today. This exhibit is sponsored by the Susan Kathleen Black Foundation.

Biodiversity in the Art of Carel Pieter Brest van Kempen

July 2 – October 30, 2011

Carel Pieter Brest van Kempen has brought a singular vitality to wildlife art. Uncompromisingly detailed and artfully composed, his work is at once vivid and startling, depicting seldom-illustrated species engaged in life's struggles. To view his work is to be pulled into the drama and diversity of life.

Baldwin Education Building Art Exhibits at the Arizona-Sonora Desert Museum

Open Monday through Friday, 9 am to 4 pm. Exhibit schedule and hours are subject to change without notice.



Art Institute Student Show & Sale

October 2 – December 5, 2010

Art Institute students bring a tremendous amount of dedication to honing their abilities as artists while increasing their knowledge of the Sonoran Desert. The images created by artists in this show reflect a variety of media and a multitude of Sonoran Desert subject matter.

The World of Nature in Miniature: Exquisite Miniatures by Wes and Rachelle Siegrist

December 11, 2010 – March 13, 2011

Wildlife miniatures are small size and scale works in intricate detail that can withstand magnification, but they are not mere miniscule novelties. Miniature paintings are complete reflections of larger fine art rendered without compromise or apology due to the restricted format in dimensions.



Instructors

Stephen Buchmann, Ph.D. has published nine books and more than 150 scientific papers. He is a Research Associate at the Desert Museum and serves on the executive steering committee of the North American Pollinator Protection Campaign (www.pollinator.org). His love for macro photography has turned into expertise with scanning and creating archival digital prints.

Linda M. Feltner is an artist who specializes in both the aesthetics and science of natural history. Her career has developed through book and magazine illustrations, numerous solo exhibitions, classroom teaching, interpretive consulting and interpretive media design, commissions, and lectures to professional organizations.

Susan T. Fisher is the Director of the Art Institute at the Arizona-Sonora Desert Museum and teaches art classes across the United States. Susan is the immediate past-president of the American Society of Botanical Artists. Her B.A. degree includes three years of advanced study in art history at the University of Bordeaux in France.

Janie Gildow is a graduate of Ohio State University with a degree in art education. She became a full-time professional colored pencil artist in 1996. Janie's art has been published in *Best of Colored Pencil*, *Exploring Color* and *Creative Colored Pencil* as well as *American Artist* and *Artist's Magazine*.

Rachel Ivanyi is a freelance natural science illustrator who specializes in reptiles and amphibians. She received a Bachelor of Science degree in Zoology from the University of California at Davis in 1995, and in 1996, Graduate Certification in Natural

Science Illustration from the University of California at Santa Cruz. Her work can be found in a variety of textbooks, science magazines, children's books and field guides.

Richard Lutgen has a B.A. in Creative Arts from San Francisco State University. He attended Brooks Institute of Photography, and managed an internationally-recognized art photography gallery. An avid photographer, he enjoys working with the elements of visual design, photographing details and the abstract patterns of nature.

Christopher Morgan received his B.F.A. from the University of Wisconsin Stevens Point and his M.F.A. from Tufts University/ The School of the Museum of Fine Arts, Boston. He was a printing assistant for master monotype printer Joel Janowitz for three years. Christopher works in the Graphics Department at the Desert Museum.

Susan Morris graduated from Brigham Young University with a Bachelors Degree in Painting & Drawing. Her art has hung in many galleries and museums and has earned her a generous amount of awards and recognition. Susan has taught portraiture, watercolor, and basic drawing classes for over 12 years.

Catherine Nash received a B.F.A. in print-making and drawing from the University of New Hampshire and graduated from the University of Arizona with an M.F.A. in mixed media. She is an artist-in-residence for the Tucson/Pima Arts Council and the Arizona Commission on the Arts. Her work has been shown across the U.S., Japan and Europe.

Kate Nessler has been painting plants for more than twenty-seven years. Her work on vellum is recognized both nationally and internationally. Her work is included in many collections including the Hunt Institute and the Shirley Sherwood Collection.

Peter Allen Nisbet received a Bachelors Degree from the University of North Carolina. In 1980 he moved to the Southwest and began painting landscapes. Nisbet has traveled to such remote places as the South Pole and China, but his preferred locale for painting is in the deserts of the Southwest and Mexico. He is represented by the Meyer East Gallery in Santa Fe, New Mexico, the Medicine Man Gallery in Tucson, Arizona, and the J.N. Bartfield Gallery in New York City.

Jay Pierstorff has designed and taught photography courses through Photo Retailers and The Learning Exchange. Currently he produces computer graphics, audio and video productions, website designs and digital photo restorations. Jay has spent over three decades involved in photographic and computer processes.

Margaret Pope has done commissioned work for Borderlands Tours, Plants for the Southwest, Mary Odette Books and the Arizona Native Plant Society. Her interest in nature inspired her to become a docent at the Arizona-Sonora Desert Museum and to pursue botanical illustration.

Robert Renfrow graduated as Salutatorian of his class from the Kansas City Art Institute with a Bachelor of Fine Arts in Photography/ Video in 1988. Renfrow was awarded a merit Graduate Fellowship to attend the University

of Arizona, receiving his M.F.A. in Photography in 1991. For 20 years he has conducted workshops both nationally and in Europe, Australia and New Zealand.

Dr. John P. Schaefer is former President of the University of Arizona and a cofounder with Ansel Adams of the Center for Creative Photography. He is the author of three best-selling books on photographic techniques and has published several books of his own photography. His photographs have appeared in *Arizona Highways*.

Wes and Rachelle Siegrist are a husband and wife team. Their miniatures are regularly featured in museums and their Signature memberships include the prestigious Society of Animal Artists, the Hilliard Society of England and the only honor society in the world dedicated to the miniature genre: The Miniature Artists of America (MAA).

Rick Wheeler received his B.A. degree in Fine Art from Prescott College. He is best known for his scratchboard work and has won numerous awards including the Addy 'Gold' Award. Rick was selected to "A Century of Sanctuary: The Art of Zion National Park" 2008–09. He was also invited to participate in the "Grand Canyon Celebration of Art, Modern Masters Invitational" in 2009.

Nicholas Wilson has been a wildlife artist for 45 years. His work is in permanent collections at The Smithsonian in Washington, D.C., the Leigh Yawkey Woodsen Art Museum in WI, the Cowboy and Western Heritage Museum in OK, The Booth Western Art Museum in GA and the Arizona-Sonora Desert Museum.



Art Institute Policies & Procedures

Arizona-Sonora Desert Museum Art Institute reserves the right to change its calendar, withdraw or modify a course or substitute instructors at any time. It also reserves the right to require the withdrawal of any student whose conduct is deemed detrimental to the Art Institute.

The Arizona-Sonora Desert Museum Art Institute cannot be responsible for providing make-ups or issuing refunds for sessions missed as a result of student illness, emergencies or other events beyond our control.

Payment Methods

Cash, check, money order, Visa or MasterCard. There will be a \$20 bank charge for any returned check.

Travel and Lodging

Out-of-town students will receive lodging and travel information with their class confirmation. Travel info is also available on our website: www.desertmuseum.org/arts. Please check with our office before scheduling non-refundable airline tickets.

Materials

Students are responsible for providing their own art materials. A materials list will be mailed prior to the beginning of each class.

Refund Policy

Refunds will be issued up to 10 business days before a class begins. No refunds shall be issued after this date.

Workshops may have additional cancellation and refund requirements printed with the course descriptions.

4 Easy Ways to Register

1 On-line
www.desertmuseum.org/arts

2 Phone
(520) 883-3024

3 Fax registration form to:
(520) 883-3043

4 Mail registration form to:
Art Institute
Arizona-Sonora Desert Museum
2021 N. Kinney Road
Tucson, AZ 85743

Registration

Online www.desertmuseum.org/arts • **Phone** (520) 883-3024 • **Fax** registration form (520) 883-3043
or **Mail** this registration form to: Art Institute, Arizona-Sonora Desert Museum,
2021 N. Kinney Road, Tucson, AZ 85743

Student Information

LAST NAME		FIRST NAME
DAYTIME PHONE		EVENING PHONE
STREET ADDRESS		
CITY	STATE	ZIP CODE
E-MAIL		

Course Information

COURSE TITLE	START DATE	TUITION
		\$
COURSE TITLE	START DATE	TUITION
		\$
COURSE TITLE	START DATE	TUITION
		\$
COURSE TITLE	START DATE	TUITION
		\$

Full payment is due upon registration.

Tuition Total: \$ _____

Credit card information:

Visa MasterCard

CARD NUMBER _____

EXP. DATE (MM/YY) _____ 3-DIGIT SECURITY CODE _____

Or make check payable to:

ASDM — Art Institute

Contact the Desert Museum membership office to learn about member benefit levels: (520) 883-3054 or www.desertmuseum.org/members

Desert Museum Membership (optional):

I am already a member and am entitled to the discount!
Membership #: _____

I would like to join now! \$ _____

- Individual \$40
- General \$50
- Turquoise \$150
- Copper \$300
- Silver \$600
- Gold \$1200

Total: \$ _____





Arizona-Sonora Desert Museum
2021 N. Kinney Road
Tucson, Arizona 85743-8918

Non-profit
Organization
US Postage
PAID
Arizona-Sonora
Desert Museum

Fall 2010 / Spring 2011 Catalog of classes



Creating Nature Art in
Miniature Workshop
see page 33 for details