


ARIZONA  SONORA DESERT MUSEUM
ART INSTITUTE
Conservation through Art Education

Fall 2011 / Spring 2012
Catalog of Classes



Featuring classes for artists of all skill levels

Staff and Contact Information

Susan T. Fisher,
Director, Art Institute

Art Institute classrooms are located in the Baldwin Education Building 2021 N. Kinney Road Tucson, AZ 85743
 Website: www.desertmuseum.org/arts
 e-mail: arts@desertmuseum.org
 Phone: (520) 883-3024
 Fax: (520) 883-3043

Desert Museum Membership Information: (520) 883-3054

2010-2011 Board of Trustees

Paul L. Baker
 Michael C. Baldwin
 Francis J. Boyle, *Secretary*
 Judith L. Bronstein, Ph.D.
 Archibald M. Brown, Jr., *Vice Chair*
 Carla A. Consoli
 Cathy G. Davis
 Patricia A. Engels, *Chair*
 Sharon B. Foltz
 Robert Huber
 Robert C. Koch
 William H. Lomicka,
Immediate Past Chair
 Francisco E. Molina, Ph.D.
 James Ronstadt
 John P. Schaefer, Ph.D.
 David Smallhouse, *Treasurer*
 William Wallace, DVM
 Chandler D. Warden
 Elizabeth T. Woodin
 Jane Andrews Hedden, Ph.D.
Docent Representative



The Mission of the ARIZONA-SONORA

DESERT MUSEUM is to inspire people to live in harmony with the natural world by fostering love, appreciation and understanding of the Sonoran Desert.

The ART INSTITUTE AT THE ARIZONA-SONORA DESERT MUSEUM promotes conservation of the Sonoran Desert region through art classes, art exhibits and stewardship of the Museum art collection for area residents and visitors from around the globe.

Welcome to the Art Institute at the Arizona-Sonora Desert Museum. We offer you quality education in an unparalleled setting. You are certain to enjoy the classes detailed within these pages and the opportunity to develop or hone your artistic skills while you enhance your connection to the desert and its inhabitants.

Table of Contents

Nature Illustration Certificate Program Overview page 2

Schedule of Courses pages 3-8

Art Classes pages 9-22

Photography Classes pages 23-32

Workshops pages 33-46

Ironwood Gallery Exhibits page 47

Baldwin Education Building Art Expo page 48

Instructor Biographies pages 49-51

2012 Student Show & Sale Call for Entry pages 52-53

Personal Notes page 54

Map to Baldwin Education Building page 55

Art Institute Policies and Procedures page 56

Class Registration Form Inside Back Cover





Nature Illustration Certificate Program

Discover your talent as an artist or draw for fun, while you enjoy the surroundings at the Arizona-Sonora Desert Museum. The Art Institute offers individual classes as well as a certificate of completion program in nature illustration. The unique backdrop of the Museum becomes your classroom while you learn to draw birds, mammals, insects and botanicals. You can also participate in a wide variety of classes and workshops

including oil painting, field sketching, watercolor and photography.

Experienced, professional artists will provide individual instruction in the classroom setting located in the Baldwin Education Building at the Arizona-Sonora Desert Museum. Whether you sample a few classes or complete the certificate program, you will increase your appreciation and knowledge of the desert.

Required Courses

The following 12 courses are required if you wish to receive a Certificate of Completion in Nature Illustration. The recommended sequence of courses is listed below. This succession is appropriate for both the certificate and non-certificate student. Classes can also be taken in the order determined by their prerequisites. Courses consist of exercises, critiques, demonstrations and homework assignments. A list of supplies for each course will be sent with your class confirmation.

- Pencil I*
- Pencil II*
- Color Mixing*
- Composition*
- Light on Form*
- Watercolor I*
- Watercolor II*
- Colored Pencil I*
- Colored Pencil II*
- Pen & Ink I*
- Pen & Ink II*
- Anatomy or Botany**

*class of student's choice

Elective Courses

Elective courses serve a variety of purposes. They are all designed to increase the participant's knowledge, ability and experience in nature illustration. In addition to the 12 required courses, you must take at least 100 hours of elective classes. The number of elective classes offered in any one year may vary. Workshops and classes that count toward the Nature Illustration Certificate are noted as **Certificate Elective Courses** in the catalog. Photography courses are not a part of the Nature Illustration Certificate Program and are considered **Non-Certificate Electives**.

Portfolio Review

Upon completion of all coursework, you will be ready for the portfolio review. Call the Art Institute Director for more information (520) 883-3082 or go online to www.desertmuseum.org/arts.

The Nature Illustration Program must be completed in its entirety in order to receive a Certificate. Eighty percent of a class must be attended in order to receive credit for that class. You have seven years to complete the certificate program.

Fall 2011 Session One

CLASS/INSTRUCTOR	DAYS/TIMES	DATES	MEDIUM	PAGE
Drawing Basics				
Janie Gildow	5 Mondays 9 am - noon	October 3, 10, 17, 24, 31	Graphite	9
Colored Pencil 1				
Janie Gildow	5 Mondays 1 - 4 pm	October 3, 10, 17, 24, 31	Colored Pencil	13
Color Layering for Colored Pencils				
Margaret Pope	5 Thursdays 9 am - noon	October 6, 13, 20, 27 November 3	Colored Pencil	18
Drawing Plants for a Florilegium				
Margaret Pope	5 Thursdays 1 - 4 pm	October 6, 13, 20, 27 November 3	Mixed Media	11
Behind the Scenes Photowalk at the Desert Museum				
Jay Pierstorff	Friday 10 am - 4pm Saturday 7:30 - 12:30	October 7 October 8	Photography	23
Tuesday Morning Art Club				
Susan T. Fisher	5 Tuesdays 9 am - noon	October 18, 25 November 1, 8, 15	Mixed Media	10
Photoshop Elements Quick Start				
Robert Renfrow	Saturday 9 am - noon	October 22	Photography	24
Painting with Photoshop				
Robert Renfrow	Saturday 1 - 4 pm	October 22	Photography	26
Introduction to Digital Photography				
Dick Lutgen	Fri., Sat., Sun. 10 am - 4 pm	November 4, 5, 6	Photography	27

Fall 2011 Session Two

CLASS/INSTRUCTOR	DAYS/TIMES	DATES	MEDIUM	PAGE
Pencil I				
Susan T. Fisher	5 Mondays 9 am - noon	November 7, 14, 28 December 5, 12	Graphite	12
Introduction to Photoshop Elements 9				
Jay Pierstorff	5 Mondays 1 - 4 pm	November 7, 14, 28 December 5, 12	Photography	25
Desert Textures in Colored Pencil				
Janie Gildow	5 Thursdays 9 am - noon	November 10, 17 December 1, 8, 15	Colored Pencil	19

CLASS/INSTRUCTOR	DAYS/TIMES	DATES	MEDIUM	PAGE
Colored Pencil on Mylar				
Janie Gildow	5 Thursdays 1 - 4 pm	November 10, 17 December 1, 8, 15	Colored Pencil	19
Behind the Scenes Photowalk at the Desert Museum				
Jay Pierstorff	Friday 10 am-4pm Saturday 7:30-12:30	November 18 November 19	Photography	23
Behind the Scenes Photowalk at the Desert Museum				
Jay Pierstorff	Friday 10 am-4pm Saturday 7:30-12:30	December 2 December 3	Photography	23
Color Mixing for Artists				
Susan T. Fisher	Fri., Sat., Sun 10 am - 4 pm	December 9, 10, 11	Mixed Media	14
How to Take Great Photographs with Any Camera				
Jay Pierstorff	Saturday & Sunday 10 am - 4 pm	December 17 & 18	Photography	28

Fall 2011 Workshops

CLASS/INSTRUCTOR	DAYS/TIMES	DATES	MEDIUM	PAGE
Mixed Media Plein Air in the Desert				
Catherine Nash	Saturday & Sunday 10 am - 4 pm	October 22 & 23	Mixed Media	33
Dynamic Wildlife Art				
Carel Brest van Kempen	Fri., Sat., Sun 10 am - 4 pm	October 28, 29, 30	Mixed Media	34
Quick Draw				
Rick Wheeler	Fri., Sat., Sun 10 am - 4 pm	November 4, 5, 6	Mixed Media	35
Saguaros: Giants of the Desert				
Catherine Nash	Friday 10 am - 4 pm	November 11	Graphite	36
Watercolor Basics for the Timid and Terrified				
Susan Morris	Saturday & Sunday 10 am - 4 pm	November 12 & 13	Watercolor	38
Expressive Encounters in the Desert				
Catherine Nash	Fri., Sat., Sun. 10 am - 4 pm	November 18, 19, 20	Mixed Media	36
No Color, No Kidding				
Martha Kemp	Fri., Sat., Sun. 10 am - 4 pm	December 2, 3, 4	Graphite	37
Beginning Nature Painting in Acrylics				
Kim Duffek	Fri., Sat., Sun 10 am - 4 pm	December 16, 17, 18	Acrylic	38

Spring 2012 Session One

CLASS/INSTRUCTOR	DAYS/TIMES	DATES	MEDIUM	PAGE
Photoshop Elements Quick Start				
Robert Renfrow	Saturday 9 am - noon	January 7	Photography	24
Photoshop Collage Techniques				
Robert Renfrow	Saturday 1 - 4 pm	January 7	Photography	26
Drawing Basics				
Janie Gildow	5 Mondays 9 am - noon	January 9, 16, 23, 30 February 6	Graphite	9
Colored Pencil I				
Janie Gildow	5 Mondays 1 - 4 pm	January 9, 16, 23, 30 February 6	Colored Pencil	13
Reptiles in Watercolor				
Rachel Ivanyi	5 Tuesdays 9 am - noon	January 10, 17, 24, 31 February 7	Watercolor	20
Introduction to Botanical Illustration in Colored Pencil				
Margaret Pope	5 Thursdays 9 am - noon	January 12, 19, 26 February 2, 9	Colored Pencil	18
Drawing Plants for a Florilegium				
Margaret Pope	5 Thursdays 1 - 4 pm	January 12, 19, 26 February 2, 9	Mixed Media	11
Light on Form				
Susan T. Fisher	Fri., Sat., Sun. 10 am - 4 pm	January 13, 14, 15	Graphite	14
Introduction to Digital Photography				
Dick Lutgen	Fri., Sat., Sun. 10 am - 4 pm	January 13, 14, 15	Photography	27
Photographing Nature at the Desert Museum				
Jay Pierstorff	Saturday & Sunday 10 am - 4 pm	January 21 & 22	Photography	30
Behind the Scenes Photowalk at the Desert Museum				
Jay Pierstorff	Friday 10 am-4pm Saturday 7:30-12:30	February 3 February 4	Photography	23

Spring 2012 Session Two

CLASS/INSTRUCTOR	DAYS/TIMES	DATES	MEDIUM	PAGE
Colored Pencil II				
Janie Gildow	5 Mondays 9 am - noon	February 13, 20, 27 March 5, 12	Colored Pencil	13

CLASS/INSTRUCTOR	DAYS/TIMES	DATES	MEDIUM	PAGE
Colored Pencil and Watercolor				
Janie Gildow	5 Mondays 1 - 4 pm	February 13, 20, 27 March 5, 12	Colored Pencil	17
Pen & Ink I				
Rachel Ivanyi	5 Tuesdays 9 am - noon	February 14, 21, 28 March 6, 13	Pen & Ink	16
Watercolor I				
Susan Morris	5 Tuesdays 1 - 4 pm	February 14, 21, 28 March 6, 13	Watercolor	15
Pencil I				
Rick Wheeler	5 Thursdays 9 am - noon	February 16, 23 March 1, 8, 15	Graphite	12
Scratchboard & Watercolor: Combine Drawing with Painting				
Rick Wheeler	5 Thursdays 1 - 4 pm	February 16, 23 March 1, 8, 15	Scratchboard & Watercolor	21
Designing for Success				
Susan Morris	Fri., Sat., Sun. 10 am - 4 pm	February 17, 18, 19	Mixed Media	17
Commanding Camera Composition				
Robert Renfrow	Saturday 9 am - noon	February 25	Photography	31
Digital "Point & Shoot" Camera Primer				
Robert Renfrow	Saturday 1 - 4 pm	February 25	Photography	31
HDR Photography				
Jay Pierstorff	Sunday 10 am - 4 pm	February 26	Photography	30
Smartphone Photography at the Desert Museum				
Jay Pierstorff	Saturday 10 am - 4 pm	March 10	Photography	32

Spring 2012 Session Three

CLASS/INSTRUCTOR	DAYS/TIMES	DATES	MEDIUM	PAGE
Digital Camera Quick Start				
Robert Renfrow	Saturday 10 am - 4 pm	March 17	Photography	32
Pen & Ink II				
Linda Feltner	5 Mondays 9 am - noon	March 19, 26 April 2, 9, 16	Pen & Ink	16

CLASS/INSTRUCTOR	DAYS/TIMES	DATES	MEDIUM	PAGE
Watercolor II				
Linda Feltner	5 Mondays 1 - 4 pm	March 19, 26 April 2, 9, 16	Watercolor	15
Tuesday Morning Art Club				
Susan T. Fisher	5 Tuesdays 9 am - noon	March 20, 27 April 3, 10, 17	Mixed Media	10
Flower Portraits in Colored Pencil				
Janie Gildow	5 Tuesdays 1 - 4 pm	March 20, 27 April 3, 10, 17	Colored Pencil	22
Introduction to Photoshop Elements 9				
Jay Pierstorff	5 Wednesdays 1 - 4 pm	March 21, 28 April 4, 11, 18	Photography	25
Pencil II				
Susan Morris	5 Thursdays 9 am - noon	March 22, 29 April 5, 12, 19	Graphite	12
Creating Watercolors Using Photographs				
Susan Morris	5 Thursdays 1 - 4 pm	March 22, 29 April 5, 12, 19	Watercolor	20
Behind the Scenes Photowalk at the Desert Museum				
Jay Pierstorff	Friday 10 am-4pm Saturday 7:30-12:30	March 30 March 31	Photography	23
A Photography Workshop with Dr. John P. Schaefer				
Dr. John P. Schaefer	Saturday 10 am - 4 pm	April 14	Photography	29
A Photography Workshop with Dr. John P. Schaefer				
Dr. John P. Schaefer	Sunday 10 am - 4 pm	April 15	Photography	29

Spring 2012 Workshops

CLASS/INSTRUCTOR	DAYS/TIMES	DATES	MEDIUM	PAGE
Animals in Art: The Raptors of Arizona				
Susan T. Fisher	Fri., Sat., Sun. 10 am - 4 pm	January 6, 7, 8	Graphite	39
Quick Draw				
Rick Wheeler	Fri., Sat., Sun. 10 am - 4 pm	January 20, 21, 22	Mixed Media	35
Dynamic Duo: Graphite & Acrylic				
Rhonda Nass	Fri., Sat., Sun. 9 am - 4 pm	January 27, 28, 29	Graphite & Acrylic	40

CLASS/INSTRUCTOR	DAYS/TIMES	DATES	MEDIUM	PAGE
Painting Light in Nature with P.A. Nisbet				
Peter Nisbet	Fri., Sat., Sun., Mon 10 am - 4 pm	February 3, 4, 5, 6	Oil	41
Painting with Colored Pencil				
Gary Greene	Fri., Sat., Sun. 10 am - 4 pm	February 10, 11, 12	Colored Pencil	42
Desert Portraits in Watercolor Pencil				
Linda Feltner	Fri., Sat., Sun. 10 am - 4 pm	February 24, 25, 26	Watercolor Pencil	41
Advanced Clay Sculpture with Nicholas Wilson				
Nicholas Wilson	Fri., Sat., Sun. 10 am - 4 pm	March 2, 3, 4	Sculpture	43
Mixed Media Plein Air in the Desert				
Catherine Nash	Saturday & Sunday 10 am - 4 pm	March 3 & 4	Mixed Media	33
Sonoran Landscapes in Pastel				
Doug Dawson	Fri., Sat., Sun. 10 am - 4 pm	March 9, 10, 11	Pastel	44
Wildlife Painting with Ned Aldrich				
Ned Aldrich	Fri., Sat., Sun. 10 am - 4 pm	March 16, 17, 18	Oil	45
Petals and Leaves in Watercolor				
Connie Sayas	Fri., Sat., Sun. 10 am - 4 pm	March 23, 24, 25	Watercolor	46
Quick Draw				
Rick Wheeler	Fri., Sat., Sun 10 am - 4 pm	March 30, 31, April 1	Mixed Media	35
Animal Sketching from Life at the Desert Museum				
Catherine Nash	Fri., Sat., Sun. 10 am - 4 pm	April 13, 14, 15	Graphite	33



Drawing Basics

Did you stop drawing years ago? Do you think you can't draw? This is the class for you. Review or start anew with the basics of drawing. Professional instruction and lots of examples will emphasize the joy of drawing from nature. Learn warm-up exercises that give you permission to explore the pencil line on paper. Experience the sensation of drawing without looking at the paper and see the progress this exercise brings to your work. Very basic exercises in perspective will boost your confidence. Become aware of the possibilities these methods offer. You will enjoy them for the rest of your artistic career. Discover your inner artist in a safe, non-competitive atmosphere.

Non-certificate elective

PREREQUISITE: none

INSTRUCTOR: **Janie Gildow**

FEE: \$150 museum members
\$190 nonmembers

DATES: 5 Mondays from 9 a.m. to noon
Oct. 3, 10, 17, 24 and 31, 2011

OR...

5 Mondays from 9 a.m. to noon
Jan. 9, 16, 23, 30 and Feb. 6, 2012



Tuesday Morning Art Club

Join your friends and enjoy a morning of art. These sessions are designed to allow for uninterrupted time in a studio setting. You can work on a current project, develop a new one or gather interesting ideas for future works. The possibilities for artistic growth are unlimited and each class is unique. The camaraderie and sharing of works inspires the group to observe, resolve composition issues and review the specifics of value, color and temperature. Techniques are focused and each session is related to the artistic endeavors shared by the group. This is a great way to get the dialed-in help you are looking for.

Non-certificate elective

PREREQUISITE: none

INSTRUCTOR: **Susan T. Fisher**

FEE: \$100 museum members
\$140 nonmembers

DATES: 5 Tuesdays from 9 a.m. to noon
Oct. 18, 25, Nov. 1, 8 and 15, 2011

OR...

5 Tuesdays from 9 a. m. to noon
Mar. 20, 27, Apr. 3, 10 and 17, 2012



Drawing Plants for a Florilegium

Flo·ri·le·gi·um: from the Latin *culling flowers*, from *flori-* + *legere to gather*.

Prince Charles has his Highgrove Florilegium, The Brooklyn Botanical Gardens has documented the plants growing in their gardens, and botanical artists in the Sonoran Desert region have begun a similar effort. We have shifted the Florilegium class under the umbrella of the Sonoran Desert Florilegium Program. This program was developed to “encourage and focus a multiplicity of efforts toward the promotion of traditional and contemporary botanical illustration. It is the premier effort of its kind designed to create, collect, exhibit and store botanical images.”

To this end it is recognized that classes in painting a florilegium would help educate the public about the need for and benefits of such a collection. The Art Institute is an active participant in the Sonoran Desert

Florilegium Program and we are pleased to be able to offer this class in conjunction with the Sonoran Desert Florilegium Program. You choose the medium of colored pencil, pen & ink, or graphite.

Non-certificate elective

PREREQUISITES: *Pencil I* and *Pen & Ink I*

INSTRUCTOR: **Margaret Pope**

FEE: \$100 museum members
\$140 nonmembers

DATES: 5 Thursdays from 1 to 4 p.m.
Oct. 6, 13, 20, 27 and Nov. 3, 2011

OR...

5 Thursdays from 1 to 4 p. m.
Jan. 12, 19, 26, Feb. 2 and 9, 2012



Joan McGann

Pencil I

Begin your adventure in the Nature Illustration Program with this first class in the series leading to a Certificate of Completion. Come just for the fun of drawing or begin to pursue a certificate. Take this opportunity to study with skilled instructors who will point the way to new creative endeavors. Start with helpful discussions about line, shape and form. Follow up with instructor demonstrations and finish with plenty of exercises to give you a solid foundation in using graphite pencil. Artifacts from the Desert Museum collection will keep you focused on the beginning steps of drawing.

PREREQUISITE: none

INSTRUCTOR: **Susan T. Fisher**

FEE: \$150 museum members
\$190 nonmembers

DATES: 5 Mondays from 9 a.m. to noon
Nov. 7, 14, 28, Dec. 5 and 12, 2011
Class will not meet on November 21

OR...

INSTRUCTOR: **Rick Wheeler**

DATES: 5 Thursdays from 9 a.m. to noon
Feb. 16, 23, Mar. 1, 8 and 15, 2012



Joan McGann

Pencil II

Continue your drawing explorations in graphite pencil. Review and practice those techniques offered in *Pencil I*. Now that you have some experience, this class will provide the opportunity to hone those skills and manipulate the various methods of application. Work with the expressive possibilities of the graphite pencil in a composition of natural objects from the Desert Museum collection. Instruction by an experienced artist will include useful exercises to spark your creativity and interest while you pursue various options for fine tuning the quality of your own artwork.

PREREQUISITE: *Pencil I*

INSTRUCTOR: **Susan Morris**

FEE: \$150 museum members
\$190 nonmembers

DATES: 5 Thursdays from 9 a.m. to noon
Mar. 22, 29, Apr. 5, 12 and 19, 2012

Colored Pencil I

Colored pencils are the perfect partners for outdoor sketching and the ultimate tools for creating the refined work of an indoor artist. Start by putting a few colors to paper and surprise yourself with the large number of values and mixtures you can create. Exercises and small drawings will encourage you to take charge in a modern medium. If you like being in control the colored pencil will help you take charge. Easy-to-follow instructions and insightful demonstrations will open the door to future mastery of this luminous medium.

PREREQUISITE: none


INSTRUCTOR: **Janie Gildow**

FEE: \$150 museum members
\$190 nonmembers

DATES: 5 Mondays from 1 to 4 p.m.
Oct. 3, 10, 17, 24 and 31, 2011

OR...

5 Mondays from 1 to 4 p.m.
Jan. 9, 16, 23, 30 and Feb. 6, 2012



Colored Pencil II

Discover the possibilities now that you have the skills. Use this opportunity to apply the basic techniques from *Colored Pencil I* to a variety of subjects from nature. Watch instructor demonstrations, then practice the techniques in applications geared to show you where to begin, how to end and all those steps in between. You will increase your proficiency in the colored pencil medium to obtain polished results by learning practical uses for techniques you already know.

PREREQUISITE: *Colored Pencil I*

INSTRUCTOR: **Janie Gildow**

FEE: \$150 museum members
\$190 nonmembers

DATES: 5 Mondays from 9 a.m. to noon
Feb. 13, 20, 27, Mar. 5 and 12, 2012

Color Mixing for Artists

Get color confidence. Learn a system for combining colors consistently so you won't have to settle for the ones you end up with through trial and error. Lots of exercises, discussions and demonstrations will show you how to achieve the broadest possible spectrum. You'll find answers to many of your questions as we discuss the various properties of paint. Familiarize yourself with the code to quality paints and choose pigments that will not fade. We will use watercolors in class. However, the principles of this instruction also apply to acrylics, gouache, inks, oil paint, casein and egg tempera and if you are fluent in one of those mediums you may use those in class. Leave this class with color swatches you will find useful throughout your artistic career.

PREREQUISITE: none

INSTRUCTOR: **Susan T. Fisher**

FEE: \$150 museum members
\$190 nonmembers

DATES: Friday, Saturday and Sunday
from 10 a. m. to 4 p. m.
Dec. 9, 10 and 11, 2011

Light on Form

Turn the lights on in your work! Value is not just about artwork done in black and white. Values create the realistic appearance necessary in any media. Explore ways to build realistic volume while you work in graphite or colored pencil. Study the techniques of the masters and find out how they used color for convincing visual imagery. Start with the black and white basics, discover some fun exercises and grow your skill level with confidence. Individual instruction, demonstrations and examples will give you the advantage in creating life-like form in works that demand the viewer's attention.


PREREQUISITE:

Pencil I or equivalent experience

INSTRUCTOR: **Susan T. Fisher**

FEE: \$150 museum members
\$190 nonmembers

DATES: Friday, Saturday and Sunday
from 10 a. m. to 4 p. m.
Jan. 13, 14 and 15, 2012



Watercolor I

Arguably the oldest medium on the planet! Watercolor is *tradition* in so many fields of art. Find out why it remains the traditional medium for depicting nature. Start with an easy wash technique along with some variations for using it creatively. Make friends with a watercolor brush and practice the art of hard and soft edges. Find out how small value and color studies can help solve composition problems before you start work on a larger illustration. You'll get lots of personal attention plus handouts and demonstrations to help you progress with confidence.

PREREQUISITE: *Pencil I* and *Color Mixing*

INSTRUCTOR: **Susan Morris**

FEE: \$150 museum members
\$190 nonmembers

DATES: 5 Tuesdays from 1 to 4 p.m.
Feb. 14, 21, 28, Mar. 6 and 13, 2012

Watercolor II

Go beyond washes and handling the brushes. Put what you know to work and learn additional techniques through demonstration and practice. Here is an opportunity to follow logical and progressive steps towards completing a painting for your Portfolio Review or your personal pleasure. You have learned color mixing, composition and watercolor application; now put them all together in a classroom setting that includes discussion, lectures and PowerPoint presentations—all designed to take the mystery out of mastery.

PREREQUISITE:

Color Mixing and *Watercolor I*

INSTRUCTOR: **Linda Feltner**

FEE: \$150 museum members
\$190 nonmembers

DATES: 5 Mondays from 1 to 4 p. m.
Mar. 19, 26, Apr. 2, 9 and 16, 2012



Joanne McElheny

Pen & Ink I

Get it down in black and white. The pen has long been the preferred tool for accurate depictions of any subject. This pen and ink class will begin with the basic techniques of ink application and progress to methods of application in a finished drawing. Dip a pen into some ink and enjoy the power of the line. Basic black and white really increases an artist's ability to understand all forms of drawing, in a dramatic way. Instructor demonstrations, exercises and individual attention will get you going and bring out your creative expression for personal pleasure or scientifically-accurate drawing.

PREREQUISITE:

Pencil I or equivalent experience

INSTRUCTOR: **Rachel Ivanyi**

FEE: \$150 museum members
\$190 nonmembers

DATES: 5 Tuesdays from 9 a.m. to noon
Feb. 14, 21, 28, Mar. 6 and 13, 2012



Miriam Meyer

Pen & Ink II

Refine the line: build on the skills you acquired in *Pen & Ink I* and remind yourself about why you love the medium of pen and ink. This time-honored method of drawing just about everything, will concentrate on methods of hatching, cross-hatching and parallel lines in order to build form, texture and volume to elegant black and white artwork. Master gradual value changes from white all the way to black and you will have the added benefit of improving your drawing skills in this elegant medium.

PREREQUISITE: *Pen & Ink I*

INSTRUCTOR: **Linda Feltner**

FEE: \$150 museum members
\$190 nonmembers

DATES: 5 Mondays from 9 a. m. to noon
Mar. 19, 26, Apr. 2, 9 and 16, 2012

Designing for Success

Amplify your ability to plan your next painting or photograph so your work stands out from the crowd. Enjoy this opportunity to unlock the mystery of composition in fine art. Indulge your artist's eye as you browse through PowerPoint images of well-known paintings. Diagram fine art and become familiar with the various parts that make up the whole. Acquire the tools to enhance your own artistic expression. Class exercises will encourage you to analyze line, shape, value, color and structure. It is fun to diagram paintings and empowering to know how to plan your next piece.

PREREQUISITE: none

INSTRUCTOR: **Susan Morris**

FEE: \$150 museum members
\$190 nonmembers

DATES: Friday, Saturday and Sunday
from 10 a. m. to 4 p. m.
Feb. 17, 18 and 19, 2012

*This class will fulfill
the Nature Illustration
Certificate **Composition**
requirement.*

Colored Pencil and Watercolor

The exuberance of watercolor with the control of colored pencil: here is an enticing mixed media approach to enhance your colored pencil work. Watercolor is a great addition to your creative colored pencil pursuits that will increase the rich look of colors quickly. This class will show you how to achieve effects not possible with either medium alone. You'll use watercolor as a means to an end—not as the end itself. Excellent demos, examples, and easy step-by-step exercises make this a class you won't want to miss.

Certificate elective

PREREQUISITES: *Colored Pencil I*
and some watercolor experience

INSTRUCTOR: **Janie Gildow**

FEE: \$150 museum members
\$190 nonmembers

DATES: 5 Mondays from 1 to 4 p. m.
Feb. 13, 20, 27, Mar. 5 and 12, 2012



Susan Morris

Color Layering for Colored Pencils

Lush and versatile: colored pencils have the flexibility of layering one color on top of another. Color layering is a way to accomplish translucent and vibrant color in your colored pencil work. It adds dimension, enhances realism and expresses your personal style. Begin with a helpful review of the nature of color, color theory as well as how and why colors are arranged on the color wheel. Instruction includes helpful tips, exercises in how to apply color, demonstrations and examples of professional work to show students the advantages of color layering. Take home some useful finished exercises as a reference for your future work.

Certificate elective

PREREQUISITE: none

INSTRUCTOR: **Margaret Pope**

FEE: \$150 museum members
\$190 nonmembers

DATES: 5 Thursdays from 9 a. m. to noon
Oct. 6, 13, 20, 27 and Nov. 3, 2011



Margaret Pope

Introduction to Botanical Illustration in Colored Pencil

You already know the versatility of the colored pencil medium and the rich hues you can get through layering. Now find out how terrific they can be for the detailed work of botanical art. The satisfying combination of accurate drawing and vibrant color pencil application makes botanical drawings a pleasure. Begin by carefully observing plants as the instructor guides participants in what to look for and how to draw it. The drawing exercises will increase both skill and observation techniques. Students will gain a new appreciation for the combination of art and science as they practice traditional botanical illustration.

Certificate elective

PREREQUISITES:

Pencil I and *Colored Pencil I*

INSTRUCTOR: **Margaret Pope**

FEE: \$150 museum members
\$190 nonmembers

DATES: 5 Thursdays from 9 a.m. to noon
Jan. 12, 19, 26, Feb. 2 and 9, 2012

Desert Textures in Colored Pencil

Enter the world of textures. Explore rough, fibrous, smooth, shiny, scaly, fuzzy, hairy, and more. Use the colored pencil to represent the way things feel through your control of detail and color. Exercises, examples, and actual subjects will generate your enthusiasm. The desert inspires a varied palette and offers the perfect opportunity to enjoy colored pencils. Professional instruction will guide you through the textures of the desert and enrich your artwork with realism.


Certificate elective

PREREQUISITE: *Colored Pencil I*

INSTRUCTOR: **Janie Gildow**

FEE: \$150 museum members
\$190 nonmembers

DATES: 5 Thursdays from 9 a.m. to noon
Nov. 10, 17, Dec. 1, 8 and 15, 2011
Class will not meet on November 24.



Janie Gildow

Colored Pencil on Mylar

Have you heard of mylar? It is often described as a smooth, translucent surface that can produce a unique look. You'll be amazed at the results of working on a totally smooth surface. Color is vivid, rich, and sumptuous and looks like velvet on this "plastic" vellum. The effects are totally different from colored pencil on fibrous paper. Learn how to develop a full range of values, build layers, and interchange background colors. It's a whole new world and different from anything you've experienced before!

Certificate elective

PREREQUISITE: *Colored Pencil I*

INSTRUCTOR: **Janie Gildow**

FEE: \$150 museum members
\$190 nonmembers

DATES: 5 Thursdays from 1 to 4 p. m.
Nov. 10, 17, Dec. 1, 8 and 15, 2011
Class will not meet on November 24.

Reptiles in Watercolor

Join natural science illustrator Rachel Ivanyi in an artistic exploration of Sonoran Desert reptiles. These engaging creatures are one of the most fascinating and heavily represented animal groups in this region, Rachel will help you see and record the anatomy and scale details of turtles, lizards and snakes using PowerPoint images and live specimens in the classroom. She will share her watercolor techniques for creating realistic herpetological illustrations on hotpress watercolor paper. Not only will you learn about reptiles from a knowledgeable expert, you will also learn tips and techniques to achieve a professional look in your own work.

Certificate elective

PREREQUISITE:

Pencil I or equivalent experience

INSTRUCTOR: **Rachel Ivanyi**

FEE: \$150 museum members
\$190 nonmembers

DATES: 5 Tuesdays from 9 a. m. to noon
Jan. 10, 17, 24, 31 and Feb. 7, 2012

*This class will fulfill the Nature Illustration Certificate **Anatomy** requirement.*

Creating Watercolors Using Photographs

Many artists do it—few do it well. This course takes you through the full journey from choosing the subject and taking the photos to the final stroke of the brush. Learn the challenges and benefits of combining photos, principles of composition, tricks to transferring that information to your watercolor paper, and how to use photographs as a tool, without being a slave to them. Go through each step of the process with artist-used examples, personal attention and positive feedback.

Certificate elective

PREREQUISITE:

Pencil I or equivalent experience

INSTRUCTOR: **Susan Morris**

FEE: \$150 museum members
\$190 nonmembers

DATES: 5 Thursdays from 1 to 4 p.m.
Mar. 22, 29, Apr. 5, 12 and 19, 2012



Rachel Ivanyi

Scratchboard and Watercolor: Combine Drawing with Painting

Give your creativity a boost. Combine vibrant color and dramatic line in a unique pairing of artistic methods. The results are a satisfying expression that will raise the bar for all of your future artwork. Class begins with outdoor pencil sketching at the Desert Museum, or drawing from life in class. Students will transfer their drawing and then begin scratching the surface with a metal-point tool in order to create a variety of strokes. As the scratching of strokes progresses, ink is removed to reveal the white clay undercoat which can then be painted with watercolor. It is a fun and expressive way to learn about the dynamics of two-dimensional art and to enlarge your artistic vocabulary.

Certificate elective


PREREQUISITE:

Pencil I and watercolor experience

INSTRUCTOR: **Rick Wheeler**

FEE: \$150 museum members
\$190 nonmembers

DATES: 5 Thursdays from 1 to 4 p.m.
Feb. 16, 23, Mar. 1, 8 and 15, 2012



Rick Wheeler

Flower Portraits in Colored Pencil



Flowers have served as inspiring subjects for centuries and they are certain to bring out the artist in you. Combine luscious blooms with the power of the colored pencil and grow your artistic skills. Attentive instruction will guide you in color application, creating mood, and using light effectively. Work from live flowers: sketch and draw, take reference photos, concentrate on color highlight, local color, and form shadows. Pump color into cast shadows. You will come away with ways to generate color formulas that will make your flower portraits glow.

Certificate elective

PREREQUISITE: *Colored Pencil I*

INSTRUCTOR: **Janie Gildow**

FEE: \$150 museum members
\$190 nonmembers

DATES: 5 Tuesdays from 1 to 4 p.m.
Mar. 20, 27, Apr. 3, 10 and 17, 2012



Janie Gildow

Behind the Scenes Photowalk at the Desert Museum

Increase your chances of getting that really great photograph! A professional photographer and a staff animal keeper work together to give you an extraordinary photo shoot class. Participants will be able to photograph Desert Museum animals in areas of the museum that are inaccessible to most museum visitors. In a classroom setting the instructor will guide you in the best lighting, equipment, tools and techniques to help you advance as a photographer. Once the class is over, students will post their photos, as a private group, on flickr, to receive helpful advice from the instructor.

Wear comfortable walking shoes. You may walk up to a mile each day. Space is limited so sign up early!

Non-certificate elective

PREREQUISITES:
working knowledge of your camera

INSTRUCTOR: **Jay Pierstorff**

FEE: \$135 museum members
\$175 nonmembers

DATES: Friday & Saturday
Oct. 7, 2011 from 10 a.m. to 4 p.m.
Oct. 8, 2011 from 7:30 a.m.
to 12:30 p.m.

OR...

Friday & Saturday
Nov. 18, 2011 from 10 a.m.
to 4 p.m.
Nov. 19, 2011 from 7:30 a.m.
to 12:30 p.m.

OR...

Friday & Saturday
Dec. 2, 2011 from 10 a.m. to 4 p.m.
Dec. 3, 2011 from 7:30 a.m.
to 12:30 p.m.

OR...

Friday & Saturday
Feb. 3, 2012 from 10 a.m. to 4 p.m.
Feb. 4, 2012 from 7:30 a.m.
to 12:30 p.m.

OR...

Friday & Saturday
Mar. 30, 2012 from 10 a.m.
to 4 p.m.
Mar. 31, 2012 from 7:30 a.m.
to 12:30 p.m.



photo by Jay Pierstorff

Photoshop Elements Quick Start



This class is designed to get busy folks up and running quickly with Adobe Photoshop Elements—especially beginners. We will “cut to the chase” and concentrate on the primary Photoshop tools used the most often to dramatically improve your photographs. Learn eight simple steps for making fundamental image corrections and properly prepare your photographs for emailing or printing. You will find out how to “rescue” a bad shot, set the correct resolution of an image, remove color tints and red eye, fix blemishes, improve photos that are too dark or light and find out how to make your photos really “pop.” Bring your laptop and follow along, or watch the projected demonstrations, take notes and use the handouts back at home on your computer.

Non-certificate elective

PREREQUISITES:
working knowledge of your laptop

INSTRUCTOR: **Robert Renfrow**

FEE: \$55 museum members
\$95 nonmembers

DATES: Saturday from 9 a.m. to noon
Oct. 22, 2011

OR...

Saturday from 9 a.m. to noon
Jan. 7, 2012



photo by Robert Renfrow

Introduction to Photoshop Elements 9

Are you a photographer working digitally or a painter who uses a digital camera for your work? Learn how to use Adobe Photoshop Elements 9, a low-cost yet powerful tool, to learn the basics of digital image processing. Practice how to remove color tints, use layers, select parts of one image to add to another (great for making reference photos to paint from), create restorations, clear complexions, add text and even how to paint using many of the interesting brushes found in Photoshop Elements. If you are ready to take the next step with your digital photographs, this “beginner friendly” class is for you.

Photoshop Elements Version 9 is the most current as this catalog is going to press. Adobe normally releases a new version each year in September. Students may use either Photoshop Elements Version 9 or the newest one.

Non-certificate elective

PREREQUISITE: Photoshop Elements installed on your laptop

INSTRUCTOR: **Jay Pierstorff**

FEE: \$150 museum members
\$190 nonmembers

DATES: 5 Mondays from 1 to 4 pm
Nov. 7, 14, 28, Dec. 5 and 12, 2011
Class will not meet on November 21

OR...

5 Wednesdays from 1 to 4 p.m.
Mar. 21, 28, Apr. 4, 11, 18, 2012



photo by Jay Pierstorff

Painting with Photoshop

Turn your photographs into paintings! Learn to use a variety of tools, filters and techniques in order to alter a photograph, either a little or a lot, so it looks like a painting or a drawing. This fun class is especially great for those of you who wish you were a better painter but haven't had much luck with brushes and canvas. You'll love painting with a mouse! Also for the more experienced painters, this class will broaden your art horizons.

Non-certificate elective

PREREQUISITE: *Photoshop Quickstart* class or equivalent experience.

INSTRUCTOR: **Robert Renfrow**

FEE: \$35 museum members
\$75 nonmembers

DATE: Saturday from 1 to 4 pm
Oct. 22, 2011



photo by Robert Renfrow

Photoshop Collage Techniques

Have some fun with your digital photographs while improving your Photoshop Elements skills. Learn how to work with *Layers*, make *Selections*, *Cut* and *Paste* between images, *Clone* areas of one photograph into another, let one photo show from behind another and add text on top of a photo. You can make your own greeting cards!

This class will take you into some of the creative areas of Photoshop—it is very different from the image correction area of Photoshop and is a lot more fun!

Non-certificate elective

PREREQUISITE: *Photoshop Quickstart* class or equivalent experience.

INSTRUCTOR: **Robert Renfrow**

FEE: \$35 museum members
\$75 nonmembers

DATE: Saturday from 1 to 4 pm
Jan. 7, 2012

Introduction to Digital Photography

Get to know your digital camera and find out how it can help you take great pictures. Personalized demonstrations, individual help and classroom discussion will focus on digital equipment and how to use it. Explore the basics of composition and photo techniques designed to enhance the art of photography. Best of all, digital photography promotes better images because you get immediate feedback on the picture you just took. This introductory class is the beginning of a great relationship between you and your digital camera.

Non-certificate elective

PREREQUISITE: none

INSTRUCTOR: **Dick Lutgen**

FEE: \$150 museum members
\$190 nonmembers

DATES: Friday, Saturday & Sunday
from 10 a.m. to 4 p.m.
November 4, 5 and 6, 2011

OR...

Friday, Saturday & Sunday
from 10 a.m. to 4 p.m.
January 13, 14 and 15, 2012



photo by Dick Lutgen

How to Take Great Photographs with Any Camera

Here's a class that focuses on techniques and not tools. All modern digital cameras are capable of producing properly exposed photographs automatically. Why do some pictures look better than others? It's not the camera. It's how you use it! Jay teaches you the tricks, tips and skills to improve photos, no matter what camera you own. Discover ways to shoot stunning landscapes. Learn how to photograph individuals, or family groups and how to pose people quickly and comfortably. This class will specialize in techniques that can be done with any camera from the simple point and shoot to modern digital single-lens reflex cameras. Your pictures will start looking better instantly!

Non-certificate elective

PREREQUISITE: none

INSTRUCTOR: **Jay Pierstorff**

FEE: \$105 museum members
\$145 nonmembers

DATES: Saturday & Sunday from
10 a.m. to 4 p.m.
December 17 & 18, 2011



photo by Jay Pierstorff

A Photography Workshop with Dr. John P. Schaefer

Spend a day with Dr. Schaefer and learn his techniques for close-up photography. This well-known photographer will demonstrate and discuss his concepts of basic composition, isolation of the subject, focusing, depth of field, and exposure control. Revealing demonstrations will include the use of 35mm and medium-format cameras with macro lenses and/or extension tubes as well as view cameras. Bring your digital or film camera and a sturdy tripod (a necessity!). This course features an interactive lecture session followed by a field trip on the Desert Museum grounds.

Non-certificate elective

PREREQUISITE:
basic camera experience necessary

INSTRUCTOR: **Dr. John P. Schaefer**

FEE: \$55 museum members
\$95 nonmembers

DATE: Saturday from 10 a.m. to 4 p.m.
April 14, 2012

OR...

Sunday from 10 a.m. to 4 p.m.
April 15, 2012



photo by Dr. John P. Schaefer

Photographing Nature at the Desert Museum

This is a two-for-one offer. You get instruction from a professional photographer and your instructor is a docent here at the Desert Museum. What a great combination for developing your photographic skills while you learn a bit more about the subjects that you photograph. Begin with some photography basics: the camera, its functions and accessories. Individual guidance, plenty of demonstrations from the instructor and lots of great subject material combine to make this an exciting adventure in photography here at the Desert Museum. Students will receive instruction in the classroom and then spend time out on the grounds of the museum taking pictures.

Non-certificate elective

PREREQUISITE: none

INSTRUCTOR: **Jay Pierstorff**

FEE: \$105 museum members
\$145 nonmembers

DATES: Saturday & Sunday
from 10 a.m. to 4 p.m.
January 21 & 22, 2012



HDR Photography



HDR or High Dynamic Range photography produces some of the most amazing images made today. These photographs can have a distinctive look that has been described as magical or surreal. HDR has gone from a curiosity to an important tool in the bag of working photographers. In this one-day workshop, you will learn how to take HDR images with your digital camera and process them on your computer. You will learn the principles behind producing these unique images, the camera settings needed, the techniques and the software programs required. Then head out on the Desert Museum grounds to try these techniques first hand. Return to the classroom process these exposures into actual HDR photos! This class is for everyone interested in HDR photography. Students may bring a camera, tripod and laptop computer with photo editing software installed.

Non-certificate elective

PREREQUISITE: none

INSTRUCTOR: **Jay Pierstorff**

FEE: \$55 museum members
\$95 nonmembers

DATES: Sunday from 10 a.m. to 4 p.m.
February 26, 2012

Commanding Camera Composition

Do you just want to learn how to improve the basic composition of your photographs without getting too wrapped up in all the technical details of the camera function? We will leave our cameras on automatic or program mode for this class and really concentrate on how to “line up” a good shot. Learn to use framing, scale, asymmetrical balance, patterns, point of view, reflections, the “rule of thirds” and other simple techniques to quickly and dramatically improve your photographs! You will be able to practice what you have learned in the classroom on the grounds of the Desert Museum with hands-on guidance from your instructor. This will be fun!

Non-certificate elective

PREREQUISITE: none

INSTRUCTOR: **Robert Renfrow**

FEE: \$35 museum members
\$75 nonmembers

DATE: Saturday from 9 a.m. to noon
February 25, 2012



photo by Robert Renfrow

Digital “Point & Shoot” Camera Primer



“Point and Shoot” what could be easier? Do you have a point and shoot camera that you would like to understand better? Bring your point and shoot camera along with your User Manual and find out how to get more out of these small but capable cameras. You might be surprised at what they can do. Learn to lock focus for asymmetrical balance, overcome backlighting with exposure lock, set proper white balance, and creative techniques using the programmed shooting modes. We will cover different ways to use the flash. Learn about camera Raw vs jpeg and selecting the proper resolution for sending photos over the internet or for printing with an inkjet printer. This is a short but focused class that will quickly get you up to speed on your Point and Shoot!

Non-certificate elective

PREREQUISITE: none

INSTRUCTOR: **Robert Renfrow**

FEE: \$35 museum members
\$75 nonmembers

DATE: Saturday from 1 to 4 p.m.
February 25, 2012

Smartphone Photography at the Desert Museum

Get great pictures from your camera phone! Most modern cell phones have a built-in digital camera that can run circles around many digital cameras produced a few years ago. Join us for this fun, upbeat class using your camera phone and the desire to make creative images! Focus on the basics of composition and a clever pre-visualizing technique to get the shots you want. Learn simple lighting methods; ways to get more flattering people pictures; and increase your ability to use a cell phone camera effectively. A portion of class time will be used to demonstrate the use of a laptop computer to enhance photographs. You should know how to get your photos off your phone, either by email or using the removable memory card. You may bring a laptop to class.

Non-Certificate Elective

PREREQUISITE: none

INSTRUCTOR: **Jay Pierstorff**

FEE: \$55 museum members
\$95 nonmembers

DATE: Saturday from 10 a.m. to 4 p.m.
March 10, 2012



photo by Ronda Ballard

Digital Camera Quick Start

Can't make heads or tails out of your digital camera and the user's manual seems to be in Greek? This is a short but focused class that will quickly get you started on understanding your digital camera. Find out the six settings you need to know for optimum camera use. Learn how to set proper resolution for attaching photos to an email or for printing, different ways to use the flash, lock focus, set the white balance, and creative techniques using the programmed shooting modes. Learn about camera Raw vs jpeg. Tips on easy ways to improve composition will also be offered. If you don't have time for a long photo class but still want to shoot with your camera off "Auto" this class is for you!

Non-certificate elective

PREREQUISITE: none

INSTRUCTOR: **Robert Renfrow**

FEE: \$55 museum members
\$95 nonmembers

DATE: Saturday from 10 a.m. to 4 p.m.
March 17, 2012

Mixed Media Plein Air in the Desert

Easy and rewarding! Enjoy a no-fear approach to creating your artistic vision of the desert. Mark making is drawing mindsets that is simple and fun. And it will loosen you up to draw nature in a class that honors expression. Try a variety of art media with guidance from an expert and enjoy new ways to create art. Catherine will also help you put together a versatile and transportable art kit to carry for working out-of-doors or when you travel. See how easy it is to layer watercolors along with wax based colored pencils, conté crayons and more in a variety of ways. Experiment with an exciting and rich array of media as you draw on the extraordinary desert landscape.

Certificate elective

PREREQUISITE: none

INSTRUCTOR: **Catherine Nash**

FEE: \$105 museum members
\$145 nonmembers

DATES: Saturday & Sunday from
10 a.m. to 4 p.m.
October 22 & 23, 2011

OR...

Saturday & Sunday from
10 a.m. to 4 p.m.
March 3 & 4, 2012

Animal Sketching from Life at the Desert Museum

Learn to draw desert animals and birds from life! No, they won't sit still! But the introductory study of animal skeletal and muscular structures will start the exciting journey of drawing from life. Become familiar with the basic shapes that will lead to a greater understanding of animal form. Create a more informed drawing and enhance the drawing process along the way. Participants will learn to note behaviors and observe gestures and attitudes of movement, while learning to interpret the subject with a fluidity of mark making.

Certificate elective

PREREQUISITE: drawing experience

INSTRUCTOR: **Catherine Nash**

FEE: \$150 museum members
\$190 nonmembers

DATES: Friday, Saturday & Sunday
from 10 a.m. to 4 p.m.
April 13, 14 and 15, 2012



Catherine Nash

Dynamic Wildlife Art

What do the San Esteban Chuckwalla and the Spotted Bat have in common? They are both images painted by Carel Brest van Kempen, a modern Master in the Society of Animal Artists. The paintings are part of the Vanishing Circles Collection of the Desert Museum. Join Carel in this workshop and learn his method of working from beginning to end. Watch his demonstrations, study samples of his work in different stages, and try your hand at his personalized approach to handling the acrylic medium. You will have a unique experience to work with an artist and to take away the tools to see your own work differently.



Carel Brest van Kempen

Certificate elective

PREREQUISITE: drawing experience

INSTRUCTOR: **Carel Brest van Kempen**

FEE: \$295 museum members
\$335 nonmembers

DATES: Friday, Saturday & Sunday
from 10 a.m. to 4 p.m.
Oct. 28, 29 and 30, 2012

No refunds or tuition transfers will be allowed after October 1, 2011.

Quick Draw

What is more appealing to both artists and non-artists alike than a simple, portable system for jotting those quick drawings down before the bus departs? Learn easy ways to draw what you see and create a memory that will last you a lifetime. Quick drawings are ideal for travel, and the addition of some watercolors will enhance your sketches and expand your confidence. Yes, you can do this and have fun while you are at it. If you are not an artist, this class is for you. The non-threatening atmosphere and fun exercises are guaranteed to bring results. Not only that—the cost is minimal and the supplies can be tucked away in your pocket or purse. Whether you want to enhance your travel journal or just draw for pleasure, this class will revitalize your creativity and make your inner artist jump for joy. No drawing experience necessary.

Certificate elective

PREREQUISITE: none

INSTRUCTOR: **Rick Wheeler**

FEE: \$150 museum members
\$190 nonmembers

DATES: Friday, Saturday & Sunday from
10 a.m. to 4 p.m.
November 4, 5 and 6, 2011

OR...

Friday, Saturday & Sunday from
10 a.m. to 4 p.m.
January 20, 21 and 22, 2012

OR...

Friday, Saturday & Sunday from
10 a.m. to 4 p.m.
March 30, 31 and April 1, 2012



Nancy Bower 7/20/10 Quick Draw Cactus Garden ASDM

Nancy Bower

Saguaros: Giants of the Desert

Introduce yourself to Carnegie gigantia and open up a whole new world of insight and drama. Explore these giants of the desert with on-ground tours from an expert at the Desert Museum as well as professional art instruction. Learn about the variety of animals that inhabit these majestic behemoths while you draw from dried blossoms, fruit and other related specimens that reveal an intricate desert web of life. Try your hand at sketching saguaros in their entirety on the grounds of the Desert Museum, then return to the classroom for solid drawing instruction and interesting lectures to give you the insight you need to appreciate the mighty saguaro.

Certificate elective

PREREQUISITE: drawing experience

INSTRUCTOR: **Catherine Nash**

FEE: \$55 museum members
\$95 nonmembers

DATE: Friday from 10 a.m. to 4 p.m.
November 11, 2011



Catherine Nash

Expressive Encounters in the Desert

Celebrate our unique Sonoran Desert in your very own Nature Journal. Learn how to capture a moment in nature using pen, watercolor pencils, collage and writing. Yes, you can draw; paint; record your observations; label particular species; write about your wonder and feelings and capture your nature encounters in a single journal that becomes your own unique record. Wildflowers and cacti, animals, birds all make nature journaling an inspiring way to develop observational abilities. Journaling out-of-doors chronicles your impressions that become a permanent record...to be enjoyed for years to come. Our focus in this nature journaling workshop will be to relax, take a closer look, and enjoy the moment, and have creative fun in the desert!

Certificate elective

PREREQUISITE: drawing experience helpful

INSTRUCTOR: **Catherine Nash**

FEE: \$150 museum members
\$190 nonmembers

DATES: Friday, Saturday & Sunday from
10 a.m. to 4 p.m.
Nov. 18, 19 and 20, 2011

No Color, No Kidding

From fuzzy to shiny to prickly to flawless continuous tone, this workshop will explore the medium of graphite through the use of a lead holder—not a conventional wood pencil or a mechanical pencil—and different grades of 2mm graphite to render on paper the details, texture and volume of botanical specimens from the museum's nursery. Start with exercises to help you become familiar with the handling qualities of the lead holder, then experiment with strokes and techniques that will enable you to create a lively portrait of your plant specimen. Through a combination of lecture, demonstration, individual instruction and detailed handouts, you'll learn ways to make images "pop" off the page. It's almost like sculpting on paper!

Certificate Elective

PREREQUISITE: *Pencil 1* or equivalent

INSTRUCTOR: **Martha Kemp**

FEE: \$295 museum members
\$335 nonmembers

DATES: Friday, Saturday and Sunday
10 am - 4 pm
December 2, 3 and 4, 2011

No refunds or tuition transfers will be allowed after November 15, 2011.



Martha Kemp
2010

Watercolor Basics for the Timid & Terrified

Hello Watercolors! This is a great introductory class to help take the fear and anxiety out of watercolor. Learn about the history of watercolor and the tools used. Get familiar with the brushes, the paints, and the paper. Explore basic techniques through simple exercises and get comfortable with this versatile medium. Have a first encounter with color theory and mixing. Gain confidence in a friendly atmosphere with weekly demonstrations and lots of personal attention...preparing you to "tame the beast."

Non-certificate elective

PREREQUISITE: none

INSTRUCTOR: **Susan Morris**

FEE: \$105 museum members
\$145 nonmembers

DATES: Saturday & Sunday from
10 a.m. to 4 p.m.
November 12 & 13, 2011



Kim Duffek

Beginning Nature Painting in Acrylics

Plunge in to the basics of a modern medium and discover why you will love it. Acrylic paints do it all. They can act like watercolors or give you juicy applications just like oil paints. What's not to love here? Insightful demonstrations and plenty of individual help will guide you through the acrylic painting process. Try out a sampler of acrylic mediums, supplied by the instructor; work on a piece of your own choosing or bring inspiring photographs to get started. Acrylics can raise your creative expectations.

Certificate elective

PREREQUISITE:

Some drawing experience helpful

INSTRUCTOR: **Kim Duffek**

FEE: \$150 museum members
\$190 nonmembers

DATES: Friday, Saturday & Sunday from
10 a.m. to 4 p.m.
Dec. 16, 17 and 18, 2011

Animals in Art: The Raptors of Arizona

This innovative course will give you an understanding of raptors in a way you never thought possible. Take the opportunity to get a closer look at raptors, observe a variety of postures and distinguish specific behaviors as well as patterns of flight. Transcribe what you see into field notes and sketches to record significant aspects as you develop 'thousand-hour eyes;' in other words, learn to see animals in a way that will increase your understanding of raptors and their connection to the environment. Enhance your own connection to the Sonoran Desert region.

Certificate elective

PREREQUISITE: *Pencil I* or equivalent

INSTRUCTOR: **Susan T. Fisher**

FEE: \$150 museum members
\$190 nonmembers

DATES: Friday, Saturday & Sunday from
10 a.m. to 4 p.m.
Jan. 6, 7 and 8, 2012

*This class will fulfill
the Nature Illustration
Certificate **Anatomy**
requirement.*



photo by Jay Pierstorff

Dynamic Duo: Graphite and Acrylic

Amidst the influx of digital art, do you get excited when you see work clearly done traditionally, by hand, with pencil or brush? If you like drawing AND painting, you'll thrive in a technique that combines the two. In *Dynamic Duo: Graphite and Acrylic*, we'll tap into your drawing strengths through a foundational detailed graphic drawing (a portion of one in this timeframe), then add color through a diluted acrylic glazing process. Watercolorists who love detail (but avoid acrylic), and oil or acrylic painters who can't seem "to get" watercolor, will love this technique. And for those of us who are returning to our passion for drawing...aahhhh. It's fresh; it's fun.

Certificate elective

PREREQUISITE: *Pencil I* or equivalent

INSTRUCTOR: **Rhonda Nass**

FEE: \$295 museum members
\$335 nonmembers

DATES: Friday, Saturday & Sunday from
9 a.m. to 4 p.m.
Jan. 27, 28 and 29, 2012

No refunds or tuition transfers will be allowed after December 15.



Rhonda Nash

Painting Light in Nature with P. A. Nisbet

Dynamic paintings are the goal of every artist. The emphasis of this class is on lecture and discussion about the process of achieving a vibrant and compelling work. Values, shapes and color all work together to create the effects of light in paintings. Visual presentations will showcase the values in great paintings in order to see the techniques that master artists have used to make their work stand out. Learn about the benefits of thumbnails and how to translate them to a color language that speaks to the viewer. Discover the problems related to the use of photography. Exercises are designed to augment the students understanding of the materials presented. Participants will get a new way to think about their own work and how to increase their growth as artists.

Certificate elective

PREREQUISITE: drawing and oil painting experience preferred

INSTRUCTOR: **Peter Nisbet**

FEE: \$395 museum members
\$435 nonmembers

DATES: Friday, Saturday, Sunday and
Monday from 10 a.m. to 4 p.m.
Feb. 3, 4, 5 and 6, 2012

No refunds or tuition transfers will be allowed after January 1, 2012.

Desert Portraits in Watercolor Pencil

Meet and greet the Watercolor Pencil: a newer medium with considerable possibilities. Combine the worlds of drawing and painting to great effect. Add a watercolor wash to the sky, define bark, draw feathers, you can do it all with watercolor pencils. Pencil sketches are enhanced with a splash of color or minute details can be defined with the addition of dry (or wet) color. Sketches become more expressive and you become more creative with a broader range of possibilities. Investigate this enticing medium that has grown in popularity with nature journaling and sketching.

Certificate elective

PREREQUISITE:
some drawing experience helpful

INSTRUCTOR: **Linda Feltner**

FEE: \$150 museum members
\$190 nonmembers

DATES: Friday, Saturday & Sunday from
10 a.m. to 4 p.m.
Feb. 24, 25 and 26, 2012



P.A. Nisbet

Painting with Colored Pencil

Versatility is the name of the game for colored pencils. This rich medium is perfect for artists who long to render detail in a traditional way and with options for application that make using them rewarding. In the *Painting with Colored Pencil* workshop, master colored pencil artist, Gary Greene teaches students of all levels. He offers basic colored pencil techniques with demonstrations, pre-printed notes, reference material and one-on-one instruction. Participants are insured a positive learning experience. The workshop lessons are based on Gary's best selling North Light Books, *Creating Radiant Flowers in Colored Pencil*, *Painting with Water-Soluble Colored Pencils* and *The Ultimate Guide to Colored Pencil*.

Certificate elective

PREREQUISITE:
all skill levels are encouraged

INSTRUCTOR: **Gary Greene**

FEE: \$295 museum members
\$335 nonmembers

DATES: Friday, Saturday & Sunday from
10 a.m. to 4 p.m.
Feb. 10, 11 and 12, 2012

No refunds or tuition transfers will be allowed after January 1, 2012.

Advanced Clay Sculpture with Nicholas Wilson

Nationally-acclaimed wildlife artist and Arizona resident Nick Wilson will share his skills during this advanced sculpture class. Learn the same techniques he used to create his sculpture "The Wildcat Family" for the University of Arizona campus. Build a model with oil or clay on a wire armature as the first step to a finished work while you examine the principles of anatomy, form and texture. Nick will provide individual instruction on animal articulation, posture and details that will bring your sculpture to life. Students may select the animal subject of their choice providing they obtain adequate, detailed photos of animals. Otherwise, Nick will bring good photos of several animals from which students may choose.

Certificate elective

PREREQUISITE: *Introduction to Sculpture* or equivalent experience.

INSTRUCTOR: **Nicholas Wilson**

FEE: \$395 museum members
\$435 nonmembers

DATES: Friday, Saturday & Sunday from
10 a.m. to 4 p.m.
Mar. 2, 3 and 4, 2012

No refunds or tuition transfers will be allowed after January 20, 2012.



Gary Greene



Sonoran Landscapes in Pastel

Pastels are a vibrant medium with a high fun factor. Doug will begin this workshop with a demonstration, illustrating one of the two basic approaches to painting. He provides great lectures, encourages discussion and thoroughly explains his method of progression throughout the painting process. After the demonstration, students are given the remaining time to practice the skills explained earlier in the class. Dawson goes from student to student giving individual instruction, based upon need. He creates a non-judgmental atmosphere that makes trying new things a pleasure and makes student progress inevitable.

Certificate elective

PREREQUISITE: for the beginning to intermediate pastel student

INSTRUCTOR: **Doug Dawson**

FEE: \$425 museum members
\$465 nonmembers

DATES: Friday, Saturday & Sunday from
10 a.m. to 4 p.m.
Mar. 9, 10 and 11, 2011

No refunds or tuition transfers will be allowed after February 1, 2012



Susan T. Fisher

Wildlife Painting with Ned Aldrich

Formally he is Edward Aldrich. Take this class and you can call him "Ned." You can also call yourself lucky to be painting with one of the best wildlife artists around. Ned demonstrates his approach from the initial thumbnail sketches to the last stroke of paint. He paints along with you so you can take it step by step. Start with the initial drawing as you discover the varieties and subtleties of animals in their habitats. Then proceed to working with oil paint and learn effective techniques for depicting fur and feathers while creating an illusion of form and solidity. Ned will discuss composition, color, rendering light, and glazing will be covered. Classroom time will include working from photographs: their benefits and setbacks. Three well-spent days of learning to paint wildlife will boost your knowledge of painting and reward you with progress you can repeat.

Certificate elective

PREREQUISITE:
all skill levels are encouraged

INSTRUCTOR: **Ned Aldrich**

FEE: \$325 museum members
\$365 nonmembers

DATES: Friday, Saturday & Sunday from
10 a.m. to 4 p.m.
Mar. 16, 17 and 18, 2012

No refunds or tuition transfers will be allowed after February 5, 2012



Ned Aldrich

Petals and Leaves in Watercolor

Two skills—one class—great results! Let's face it: these two areas make or break botanical art. The delicacy of petals and the intricacy of leaves are the subject of many botanical paintings. Focus on these characteristic plant parts to strengthen your watercolor skills in botanical illustration. Explore wet-on-wet blending techniques to paint luminous petals with delicacy and robust leaves with freshness. Then learn to refine and define, applying plant texture & detail with dry brush techniques. Through demonstration & individual instructor guidance, practice painting intimate studies of leaves and petals. Master the skill sets associated with these plant parts and gain confidence working with watercolors. You don't want to miss this class.



Connie Sayas

Certificate elective

PREREQUISITE: *Watercolor I* or equivalent

INSTRUCTOR: **Connie Sayas**

FEE: \$325 museum members
\$365 nonmembers

DATES: Friday, Saturday & Sunday from
10 a.m. to 4 p.m.
Mar. 23, 24 and 25, 2012

No refunds or tuition transfers will be allowed after February 15, 2012



Biodiversity in the Art of Carel Pieter Brest van Kempen

July 2 – October 30, 2011

Carel Pieter Brest van Kempen has brought a singular vitality to wildlife art. Uncompromisingly detailed and artfully composed, his work is at once vivid and startling, depicting seldom-illustrated species engaged in life's struggles. To view his work is to be pulled into the drama and diversity of life.

Southern Arizona Watercolor Guild

Fiesta Sonora

Nov. 5, 2011 – Jan. 8, 2012

The Southern Arizona Watercolor Guild is back for another exciting and popular show. This group always puts the emphasis on skill and creativity while showing you their latest and greatest works, all painted in a variety of water media.

Ironwood Gallery Exhibits at the Arizona-Sonora Desert Museum

Open daily from 10 am to 4 pm. Gallery is occasionally closed for special events. Phone ahead 883-3024. Exhibit schedule and hours are subject to change without notice.

Artist's for Conservation January 14 – March 11, 2012

The Art of Conservation exhibition celebrates artistic excellence in the depiction of nature, raises awareness of important conservation issues and directly supports organizations dedicated to addressing them.

The Wildlife Art of Ned Aldrich

March 17 – May 27, 2012

Aldrich has an affinity for the Sonoran Desert and an impressive number of paintings in the Desert Museum art collection. This exhibit showcases a modern wildlife painter recognized the world over for his unique animal paintings.

Baldwin Education Building Art Events at the Arizona-Sonora Desert Museum

Open Monday through Friday, 9 am to 4 pm.
Exhibit schedule and hours are subject to
change without notice.



Art Institute Student Show & Sale

October 29, 2011 –
January 15, 2012

Monday thru Friday
9 am to 4 pm

Artist Reception & Graduation Ceremony

Saturday, November 19
from 2 to 4 pm

Art Institute students bring a tremendous amount of dedication to honing their abilities as artists while increasing their knowledge of the Sonoran Desert. The images created by artists and photographers in this show reflect a variety of media and a multitude of Sonoran Desert subject matter.

Baldwin Education Building Art Expo 2011

Saturday, November 19
from 10 am to 4 pm

- Meet the Desert Museum Art Institute art & photography instructors
- Local art supply vendors will be represented
- View art & photography demonstrations
- Bargain Basement Sale: Art supplies, frames, posters and more!
- Refreshments will be served.
- Expo is free with paid Desert Museum admission



Instructors

Ned Aldrich graduated from the Rhode Island School of design in 1987 and has enjoyed a very successful career in wildlife painting. He paints primarily in oil and travels the world to view, sketch, and photograph his subjects. The artist paints a broad spectrum of wildlife and its varied habitats, but prefers the cats, North American wildlife and birds.

Carel Pieter Brest van Kempen lives and works in Salt Lake City. He is a Master Signature Member of the Society of Animal Artists, and is a six-time recipient of its highest honor, the Award of Excellence, in 1994, 1996, 1997, 2004, 2006, and 2010. He has also been named a “Most Honored Artist of Utah.”

Doug Dawson is a nationally recognized artist and the author of *Capturing Light & Color with Pastel*. He is the 2008 inductee to the Pastel Hall of Fame. Doug’s work is represented frequently in publications and books such as *American Artist Magazine*, *Pastel Journal Magazine*, and *Artist’s Magazine*. He is a Founding Board Member of the Art Students League of Denver, in Colorado.

Kim Duffek has a B.S. in Wildlife Ecology and a B.F.A. in Studio Art from the University of Arizona and also studied in the U of A’s scientific illustration program. She worked full-time in free-lance drafting, illustration and art for about a decade before joining ASDM’s Botany Department in 1992.

Linda M. Feltner is an artist who specializes in both the aesthetics and science of natural history. Her career has developed through book and magazine illustrations, numerous solo exhibitions, classroom teaching, interpretive consulting and interpretive media

design, commissions, and lectures to professional organizations.

Susan T. Fisher is the Director of the Art Institute at the Arizona-Sonora Desert Museum and teaches art classes across the United States. Susan is the past-president of the American Society of Botanical Artists. Her B.A. degree includes three years of advanced study in art history at the University of Bordeaux in France.

Janie Gildow is a graduate of Ohio State University with a degree in art education. She became a full-time professional colored pencil artist in 1996. Janie’s art has been published in *Best of Colored Pencil*, *Exploring Color* and *Creative Colored Pencil* as well as *American Artist* and *Artist’s Magazine*.

Gary Greene has been a professional artist since 1967. He is the author of 11 North Light books and 3 DVD workshops. He has contributed articles to the *Artist’s Magazine* and his colored pencil paintings have appeared in *American Artist* and *International Artist* magazines. Gary is a 15 year Signature Member of the Colored Pencil Society of American and has taught workshops nationally and internationally since 1985.

Rachel Ivanyi is a freelance natural science illustrator who specializes in reptiles and amphibians. She received a Bachelor of Science degree in Zoology from the University of California at Davis in 1995, and in 1996, Graduate Certification in Natural Science Illustration from the University of California at Santa Cruz. Her work can be found in a variety of textbooks, science magazines, children’s books and field guides.

Instructors (continued)

Martha Kemp specializes in the use of graphite pencil for her botanical artwork. She has exhibited in London at the Royal Horticultural Society's shows, where she has won five Gold Medals. Her work is in the permanent collection of the Hunt Institute for Botanical Documentation, the Brooklyn Botanic Garden Florilegium, Garden Club of America and the Shirley Sherwood Collection in London. She is represented by Susan Frei Nathan Fine Works on Paper in New Jersey.

Richard Lutgen has a B.A. in Creative Arts from San Francisco State University. He attended Brooks Institute of Photography, and managed an internationally-recognized art photography gallery. An avid photographer, he enjoys working with the elements of visual design, photographing details and the abstract patterns of nature.

Susan Morris graduated from Brigham Young University with a Bachelor's Degree in Painting & Drawing. She is a signature member of the Southern Arizona Watercolor Guild and has received numerous awards for her watercolors. Her work is shown in galleries and museums across the west.

Catherine Nash received a B.F.A. in printmaking and drawing from the University of New Hampshire and graduated from the University of Arizona with an M.F.A. in mixed media. She is an artist-in-residence for the Tucson/Pima Arts Council and the Arizona Commission on the Arts. Her work has been shown across the U.S., Japan and Europe.

Rhonda Nass graduated from the University of Wisconsin-Madison with an art edu-

cation degree. She and her husband own and operate an illustration studio Wisconsin. Rhonda illustrated the university textbook, *Biology of Plants* (by Raven/Evert/Eichhorn). Her graphite, colored pencil and acrylic work is commissioned and appears internationally through exhibits and publications.

Peter Nisbet received a B.A. Degree from the University of North Carolina. He has traveled to such remote places as the South Pole and China, but his preferred locale for painting is in the deserts of the Southwest and Mexico. He is represented by the Meyer East Gallery in Santa Fe, New Mexico, the Medicine Man Gallery in Tucson, Arizona, and the J.N. Bartfield Gallery in New York City.

Jay Pierstorff has designed and taught photography courses through Photo Retailers and The Learning Exchange. Currently he produces computer graphics, audio and video productions, website designs and digital photo restorations. Jay has spent over three decades involved in photographic and computer processes.

Margaret Pope has done commissioned work for Borderlands Tours, Plants for the Southwest, Mary Odette Books and the Arizona Native Plant Society. Her interest in nature inspired her to become a docent at the Arizona-Sonora Desert Museum and to pursue botanical illustration.

Robert Renfrow graduated as Salutatorian of his class from the Kansas City Art Institute with a B.F.A. in Photography/Video in 1988. He received his MFA from the University of Arizona, in 1991. For 20 years he has con-

ducted workshops both nationally and in Europe, Australia and New Zealand.

Connie Sayas has a B.F.A. degree. She studied at the Art Institute of Chicago and has a certificate in Botanical Art and Illustration from Denver Botanic Gardens. She is an experienced exhibit designer for science, history and art museums, and also worked as staff scientific illustrator for Encyclopedia Britannica. Her work has won awards in regional and international exhibitions.

Dr. John P. Schaefer is former President of the University of Arizona and a cofounder with Ansel Adams of the Center for Creative Photography. He is the author of three best-selling books on photographic techniques and has published several books of his own photography. His photographs have appeared in *Arizona Highways*.

Rick Wheeler received his B.A. degree in Fine Art from Prescott College. He is best known for his scratchboard work and has won numerous awards including the Addy 'Gold' Award. Rick was selected to "A Century of Sanctuary: The Art of Zion National Park" 2008-09. He was also invited to participate in the "Grand Canyon Celebration of Art, Modern Masters Invitational" in 2009.

Nicholas Wilson has been a wildlife artist for 45 years. His work is in permanent collections at The Smithsonian in Washington, D.C., the Leigh Yawkey Woodsen Art Museum in WI, the Cowboy and Western Heritage Museum in OK, The Booth Western Art Museum in GA and the Arizona-Sonora Desert Museum.



CALL FOR ENTRIES

2012 Student Art Show & Sale
October 27, 2012 – January 13, 2013

Reception & Graduation Ceremony
Saturday, November 17 from 2 to 4 pm
Baldwin Education Building Gallery

Eligibility:

Open to all students enrolled in Art Institute classes between September 2011 and April 2012.

Framing, Media and Presentation:

Students may submit one piece of original artwork in any media taught at the Art Institute. Giclee Prints or reproductions of drawings and paintings are not allowed.

All pieces must be matted, framed and wired for hanging. No saw tooth or clip hangers.

Labeling of Artwork:

Artwork must be labeled on the back with the artist's name, title of piece, medium, and sale price or NFS (not for sale). Each piece must be signed on the front by the artist.

Sales:

Artwork may be offered for sale at the artist's discretion. When sold, the Art Institute will retain a 40% commission and forward a check to the artist for the remaining 60% within 30 days of the show closing.

Entry Deadline:

Participants will fill out and return the attached entry form no later than Monday, October 8.

Drop Off of Artwork:

Entrants are required to drop off their artwork in the Baldwin Education Building Lobby at the Desert Museum on Thursday, October 25 between 8:30 am and 10 am. Packaging materials will be removed and taken away by the artist. There will be absolutely no packing peanuts allowed.

Pick Up of Artwork:

Entrants must pick up their artwork in the Baldwin Education Building Lobby at the Desert Museum on Monday, January 14 between 8:30 am and 10 am. Art not picked up will be donated to the Art Institute as auction items for the annual Desert Museum Gala.



ENTRY FORM

2012 Student Art Show & Sale

Artist Name: _____

Mailing Address: _____

City: _____ State: _____ Zip Code: _____

Daytime Phone: _____

E-mail: _____

Title of class taken at the Art Institute: _____ Date completed: _____

Artwork Title: _____ Medium: _____

For Sale: yes no Price \$ _____

I hereby grant the Arizona-Sonora Desert Museum Art Institute, its representatives, agents and assigns permission to exhibit the above named artwork during the 2012 Student Art Show. I further give my permission to publish photographs taken of my original artwork for editorial, advertising, commercial, educational or display purposes. I understand that my artwork becomes a donation to the Art Institute if not picked up on Monday, January 14, 2013.

Artist signature: _____ Date: _____
or guardian if artist is a minor child

Please mail or email entry form to:

ASDM Art Institute
Attn: Ronda
2021 N Kinney Road
Tucson, AZ 85743
520-883-3024
arts@DesertMuseum.org



Art Institute Policies & Procedures

Arizona-Sonora Desert Museum Art Institute reserves the right to change its calendar, withdraw or modify a course or substitute instructors at any time. It also reserves the right to require the withdrawal of any student whose conduct is deemed detrimental to the Art Institute.

The Arizona-Sonora Desert Museum Art Institute cannot be responsible for providing make-ups, issuing refunds or tuition transfers for sessions missed as a result of student illness, emergencies or other events beyond our control.

Payment Methods

Cash, check, money order, Visa or MasterCard.

Travel and Lodging

Travel and lodging information is available on our website: www.desertmuseum.org/arts. Please check with our office before scheduling non-refundable airline tickets.

Materials

Students are responsible for providing their own art materials. Sarnoff's and Arizona Art Supply give a discount to Art Institute students. A materials list will be emailed within the body of the class confirmation prior to the beginning of each class. It may also be seen online.

Refund Policy

Refunds or tuition transfers will be issued up to 10 business days before a class begins. No refunds or tuition transfers shall be issued after this date.

Workshops may have additional cancellation and refund requirements printed with the course descriptions.

4 Easy Ways to Register

1 On-line
www.desertmuseum.org/arts

2 Phone
(520) 883-3024

3 Fax registration form to:
(520) 883-3043

4 Mail registration form to:
Art Institute
Arizona-Sonora Desert Museum
2021 N. Kinney Road
Tucson, AZ 85743

Registration

Online www.desertmuseum.org/arts • **Phone** (520) 883-3024 • **Fax** registration form (520) 883-3043
or **Mail** this registration form to: Art Institute, Arizona-Sonora Desert Museum,
2021 N. Kinney Road, Tucson, AZ 85743

Student Information

LAST NAME		FIRST NAME
DAYTIME PHONE		EVENING PHONE
STREET ADDRESS		
CITY	STATE	ZIP CODE
E-MAIL		

Course Information

COURSE TITLE	START DATE	TUITION
		\$
COURSE TITLE	START DATE	TUITION
		\$
COURSE TITLE	START DATE	TUITION
		\$
COURSE TITLE	START DATE	TUITION
		\$

Full payment is due upon registration.

Tuition Total: \$ _____

Credit card information:

Visa MasterCard

CARD NUMBER	_____	
EXP. DATE (MM/YY)	/	_____
	3-DIGIT SECURITY CODE	_____

Or make check payable to:

ASDM — Art Institute

Contact the Desert Museum membership office to learn about member benefit levels: (520) 883-3054 or www.desertmuseum.org/members

Desert Museum Membership (optional):

I am already a member and am entitled to the discount!
Membership #: _____

I would like to join now! \$ _____

- Individual \$40
- General \$50
- Turquoise \$150
- Copper \$300
- Silver \$600
- Gold \$1200

Total: \$ _____





Arizona-Sonora Desert Museum
2021 N. Kinney Road
Tucson, Arizona 85743-8918

Fall 2011 / Spring 2012
Catalog of classes

Baldwin Education Building Art Expo!

Saturday,
November 19, 2011

- ☞ demonstrations!
- ☞ refreshments!
- ☞ bargains!
(with paid Desert Museum admission or membership)
- ☞ free!

Mark your calendar!

see page 48 for details

Non-profit
Organization
US Postage
PAID
Arizona-Sonora
Desert Museum